

Paint Pointers

Always be sure to keep paint, brushes and other supplies out of the reach of children and pets.



Clean Up

Brush off as much paint as possible from brushes before cleaning. Brushes used with latex paint can be cleaned using warm water and soap. If the paint is really caked on, brushes can be soaked or rinsed with warm vinegar.

Oil based paints are difficult to clean. Avoid using solvents for cleanup; purchase disposable brushes, trays and rollers instead of using paint thinner.

If you must use thinner, it can be reused. Let the particles settle out and then pour off the liquid for reuse. Washtenaw County residents may dispose of the solids at the Home Toxics Reduction Center.

Storage

Properly stored latex paint is generally usable for ten years, while oil-based paint is usable for 15 years.



Write the date, color, room name or other identifying characteristics on the lid or can.

Consider placing a small amount of paint in a sealable jar for reuse. This avoids opening and resealing a can of paint for small touch-ups.

Disposal

Allow paint containers to dry in a well ventilated area to prevent fume build-up.

Latex paint equipment cleaning should be conducted at a sink or drain where sanitary sewer disposal is available.

Painting contractors should at minimum use disposal methods designated in this brochure or methods that exceed these requirements if specified by the customer.

People and Places



If you are looking for a place to donate your unused paints, try these local organizations:

Comic Opera Guild
3211 Packard Rd.
Ann Arbor, MI 48108
(734) 994-3264

Accepts white or off-white paint only

Community High School
401 North Division
Ann Arbor, MI 48104
(734) 994-2025

Performance Network
120 East Huron
Ann Arbor, MI 48104
(734) 663-0696

Washtenaw County Drain Commissioner's Office
(734) 994-2525

Community Partners for Clean Streams
(734) 222-6833 or (734) 222-6813

For more information and drop off hours for the Washtenaw County Home Toxics Reduction Program, call (734) 222-3950

PAINT POINTERS



Guide for Proper Paint Disposal for Contractors & Residents



Janis A. Bobrin
Office of the
Washtenaw County
Drain Commissioner



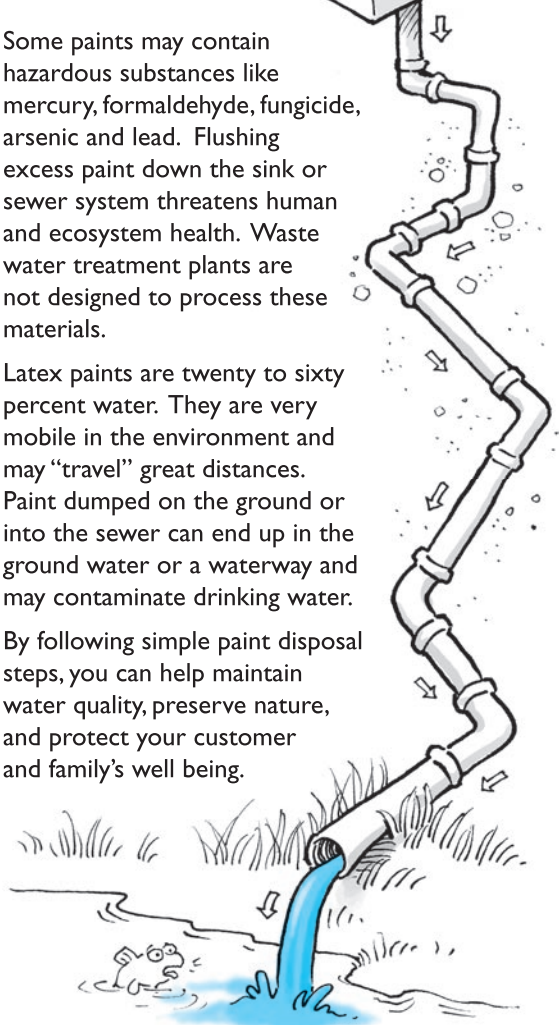
Why be Concerned?



Some paints may contain hazardous substances like mercury, formaldehyde, fungicide, arsenic and lead. Flushing excess paint down the sink or sewer system threatens human and ecosystem health. Waste water treatment plants are not designed to process these materials.

Latex paints are twenty to sixty percent water. They are very mobile in the environment and may “travel” great distances. Paint dumped on the ground or into the sewer can end up in the ground water or a waterway and may contaminate drinking water.

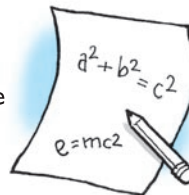
By following simple paint disposal steps, you can help maintain water quality, preserve nature, and protect your customer and family’s well being.




Preparing, Purchasing, and Polishing off Your Paint

Preventing paint from entering a waterway is the best defense against pollution.

- Avoid buying more paint than you need. Carefully estimate the necessary amount of paint before purchasing. Most paint cans list coverage on the label.



- Save excess paint for touch-ups.



- Never store paint in an area with extreme temperatures. This will ruin the paint.

- Donate left over paint to an organization or neighbor that could use it.
- Organize a neighborhood paint-swap to exchange paint.




Preserve your Paint to Reduce Waste

To save paint for later use, seal it properly. Wipe the paint out of the lid grooves. Place a piece of plastic wrap over the open paint can, and then carefully replace the lid. Use a rubber mallet to seal the lid in place. Turn the paint can upside down for storage. The paint will create a seal that will keep it from drying out.



Disposing of Latex Paint:

- Add another coat of paint to the surface it was used to cover to reduce the volume of leftover paint.
- If there is less than 1/4 can of paint left, remove the lid and allow the contents to air dry. Stir contents occasionally to facilitate drying.
- Add kitty litter, sawdust, shredded newspaper or any other absorbent material to accelerate the drying process.
- Coat a cardboard box with plastic and pour a thin layer of paint over the sheet. This increases the surface area of the paint, allowing it to dry more quickly. As the layers dry, add more paint. It will dry more quickly than in a can.
- For paint that has separated in the can, pour off the liquid top layer into a leak-proof plastic-coated cardboard box or other container and allow solids to dry in the can.
- Dried latex paint may be thrown away in your regular household trash. Leave the lids off any cans to show that the paint has hardened.



Disposing of Oil-Based Paint

- If you must dispose of oil-based paint and are a resident of Washtenaw County, please take it to the Home Toxics Reduction Center at 705 N. Zeeb Rd, Ann Arbor, MI 48107. Call (734) 222-3950 for hours.
- Residents outside of Washtenaw County should call their community’s waste disposal service provider.