

# A Snapshot of Latino Health in Washtenaw County



Washtenaw County, Michigan



## The Latino Health Survey

Latinos or Hispanics are one of the fastest growing populations nationwide and locally. To better understand the health issues of Latinos living in Washtenaw County, the Health Department, in partnership with the UM Program for Multicultural Health and Latinos Unidos, made a special effort to gather health information through a brief survey. The survey was available in Spanish and English, and people were invited to participate at the Festival Latino, community clinics, and language classes. From September 2005– February 2006, a total of 134 surveys were completed by Latinos living throughout Washtenaw County. A summary of all the data collected is listed on the back of this sheet. Important results of the survey include:

- ◆ 66% of the Latinos surveyed have never smoked
- ◆ 89% of women over 40 have had a mammogram
- ◆ 33% of respondents said they have no health coverage
- ◆ 29% of young women (18 – 29 year olds) have never had a Pap smear
- ◆ 44% are sedentary (0 – 1 days per week of 30 minutes of moderate exercise)

**In Washtenaw County, 2.7% or 8,839 people are Hispanic or Latino. Over half of the Latino population came to the US in the last decade.**

Source: US Census Data 2000



## Latinos in Washtenaw County


- ◆ In Washtenaw County, 2.7% or 8,839 persons are Hispanic or Latino
- ◆ 43% of the Latinos in Washtenaw County are foreign-born
- ◆ Over half of the Latino population in the county came to the US in the last decade, from 1990 to 2000

Source: Us Census Data 2000

## Latinos in the Survey

- ◆ Gender: 55% Women, 45% Men
- ◆ Age range: 18 – 69 years
  - 18 to 29 yr (43%)
  - 30 to 49 yr (48%)
  - 50 and older (9%)
- ◆ Region of Birth:
  - Central America (31%)
  - Mexico (24%)
  - U.S. (19%)
  - South America (17%)
  - Other (9%)
- ◆ Education:
  - Less than HS (27%)
  - HS grad (20%)
  - Some college (21%)
  - College grad (32%)
- ◆ Children in the household:
  - None (44%)
  - 1-2 (42%)
  - 3-5 (11%)
- ◆ Employment
  - Salary (62%)
  - Hourly (12%)
  - Homemaker (9%)
  - Unemployed (8%)
  - Student (6%)
  - Other (3%)
- ◆ Areas of residence:
  - Ann Arbor zip codes (32%)
  - Ypsilanti zip codes (50%)
  - Other (18%)
- ◆ Demographic trends:
  - Persons born in Mexico and Central America had significantly less education than the other groups
  - Respondents from Mexico and Central America were younger than other groups

### Language Spoken at home



# Latino Health Survey Results

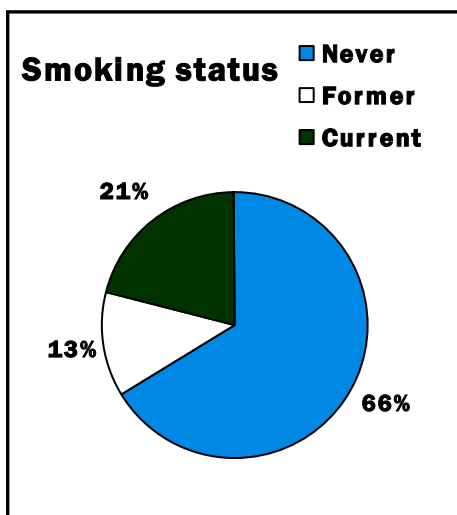
## Health Coverage and Access to Care

- ◆ 33% of the Latinos surveyed did not have health insurance
  - 48% from Mexico had no coverage
  - 46% from Central America had no coverage
  - Only 1 U.S. born person had no coverage
- ◆ 21% did not see a doctor in the last year due to cost
  - 38% of those who did not see a doctor had no coverage
  - 14% who did not see a doctor had coverage

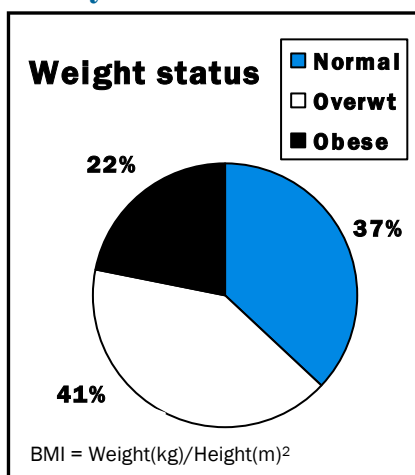
## Dental Care

- ◆ Last visit to a dentist for any reason
  - Within the past year (57%)
  - Past 1 to 2 years (21%)
  - Past 3 to 4 years (11%)
  - 5 year or more (4%)
  - Never (7%)

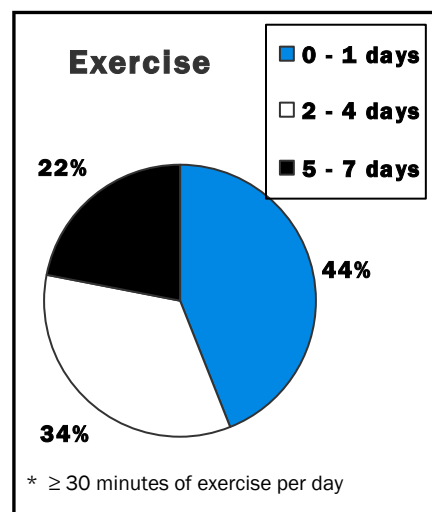
## Smoking



## Body Mass Index



## Days of Moderate Exercise Per Week\*



## Alcohol Use

- ◆ Frequency of use per week:
  - None (70%)
  - 1 day/wk (20%)
  - 2+ days/wk (10%)
- ◆ Trends:
  - Men used alcohol more than women
  - 12% of respondents had one or more binge drinking episodes in the last month
  - 4.5% drove drunk at least one time in the last month

## Diabetes and Asthma

- ◆ Diabetes
  - 5% of Latinos surveyed had been diagnosed with diabetes
  - Of the people who had been diagnosed with diabetes, 2 out of 6 were diagnosed during pregnancy
- ◆ Asthma
  - 12% of respondents had been diagnosed with asthma sometime in their life

## Women's Health

- ◆ Pap smears
  - 85% of the Latino women surveyed have had at least one pap smear
  - 29% of the 18-29 year old women surveyed had never had a pap smear
- ◆ Mammograms
  - 89% of women 40 and up have had a mammogram

## What Next?

Ongoing assessment of the Latino population in Washtenaw County is important. Although the sample size of this survey was relatively small and thus cannot provide a complete picture of the Latino population, it is a great beginning to what we hope will become an ongoing effort to identify needs and provide quality, comprehensive health care to this population. Public Health looks forward to working with its partners and the Latino community to learn more and improve services.