

**ISSUES IN SUBSTANCE
ABUSE**

2007

Washtenaw County

WCHO
SUBSTANCE ABUSE
COORDINATING AGENCY

Federal Block Grant
State Funds
Local Funds

PREVENTION

TREATMENT

PUBLIC HEALTH

- **Prevention is shifting to a public health model**
- **Universal approach to prevention vs. Selected or Indicated populations**
- **Use data driven decision-making for continued and new program funding**
- **Require outcomes that are proven investments**
- **Reduction of Available Funds!**

- **Mostly fee for service**
- **Increased demand for publicly funded services**
- **State required new best practice levels of care with no increase of funds**

TREATMENT

- Population Estimates indicate that about 72,000 have Substance Use Disorders (SUD) in our region, yet less than 2% receive treatment services from the public system.
- Nationally, 18% of adults with Drug dependence/abuse and 5% of Alcohol dependence/abuse received treatment

TREATMENT TRENDS In Our Region

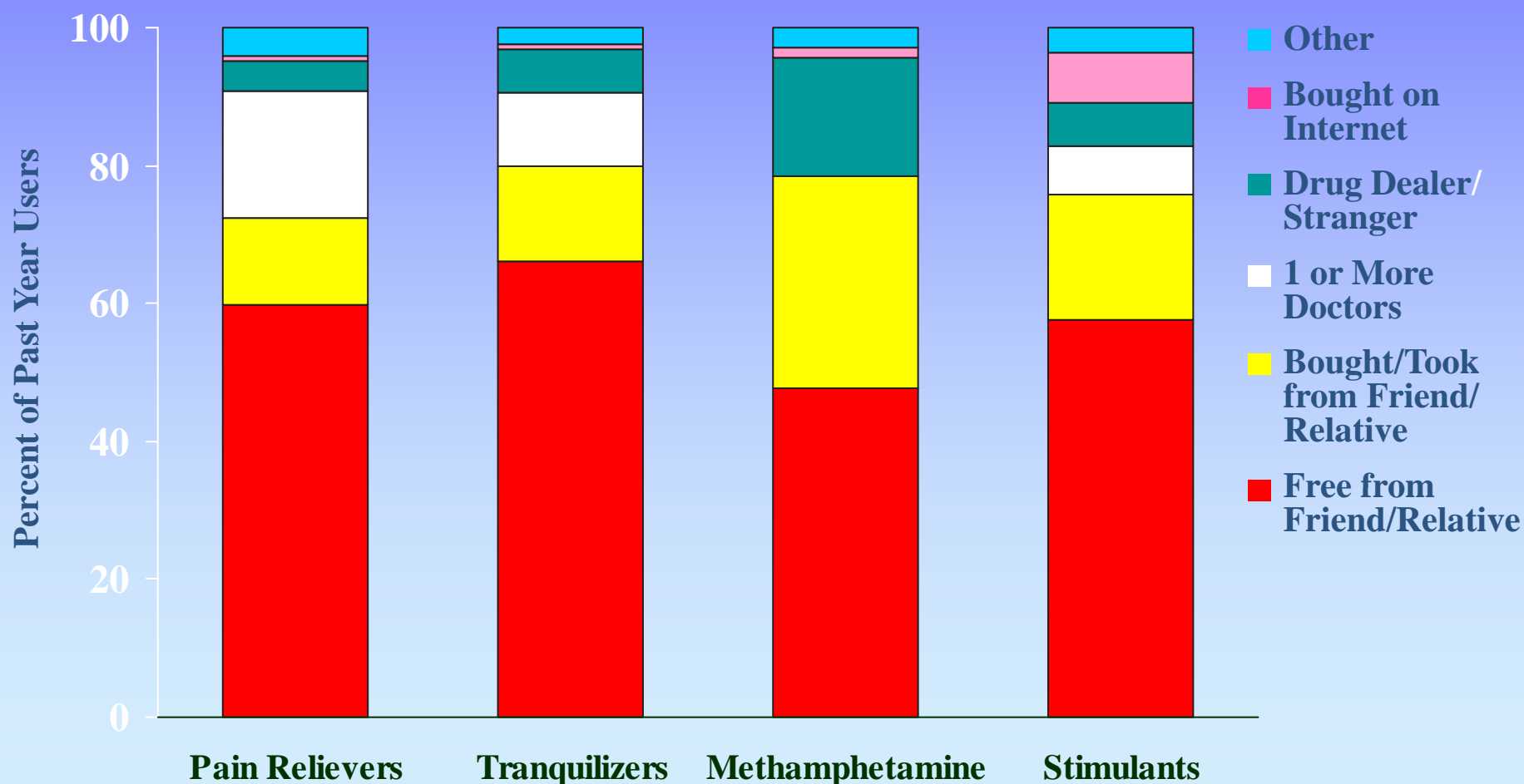
- 13% INCREASE IN CALLS FOR SA SERVICES
- 34% INCREASE IN UNDUPLICATED ADMISSIONS SINCE 2002
- **64% INCREASED ADMISSIONS FOR OPIATE DEPENDENT SINCE 2002**
- 23% INCREASED ADMISSIONS FOR ALCOHOL DEPENDENCE
- 67% INCREASE IN ADOLESCENT TREATMENT ADMISSIONS SINCE 2002

OPIATE DEPENDENCE

National 30 day use

- **2% OF U.S. POPULATION AGE 12+ USES PAIN MEDS FOR NON-MEDICAL PURPOSES**
- **0.4% USE STIMULANTS**
- **0.1% USE SEDATIVES**
- **0.7% USE TRANQUILIZERS**

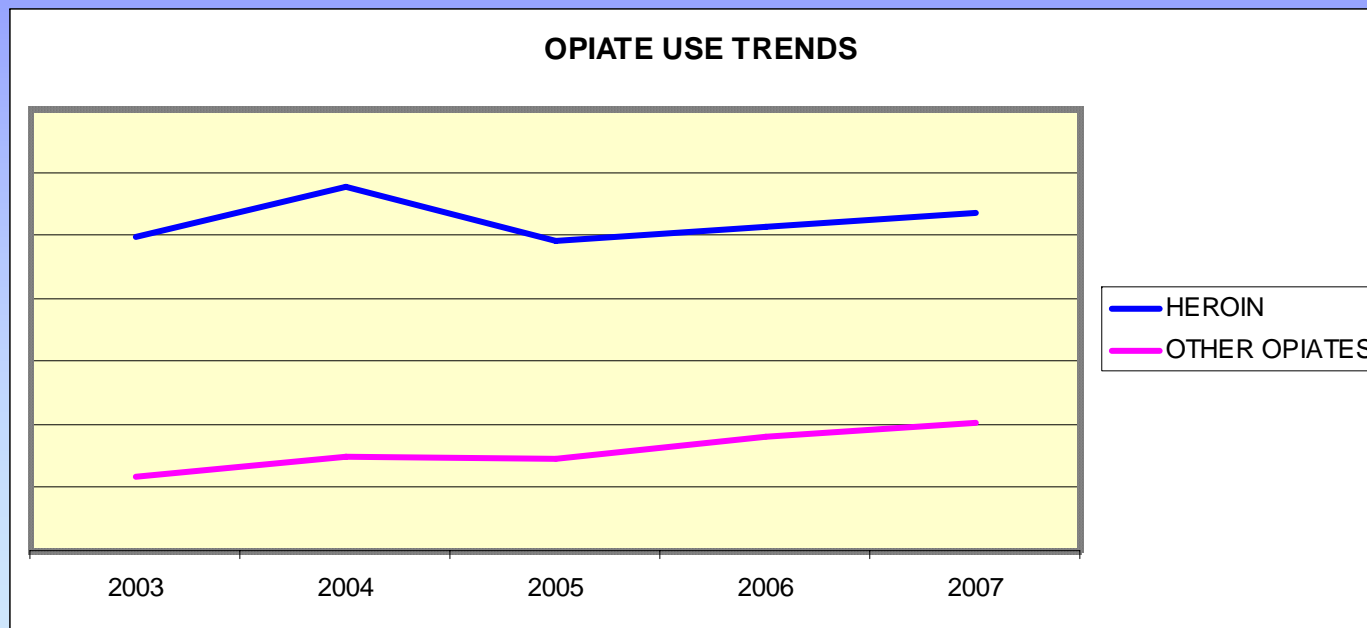
Source Where Psychotherapeutics Were Obtained for Most Recent Non-medical Use among Past Year Users Aged 12 or Older: 2005



PAST 5 YEARS

42% increase in non-medical opiate use as primary drug of choice

7% increase in Heroin use as primary drug of choice



SPF/SIG Call to Action

Forming Partnerships in Prevention

***“We are stronger as a
team.”***



What is the SPF/SIG?

**Strategic Prevention Framework State
Incentive Grant**

**Funded by the Substance Abuse and
Mental Health Services
Administration/Center for Substance
Abuse Prevention (SAMHSA/CSAP)**

**5-Year Award totaling approx. \$11.8 mil.
(\$2.4 mil. annually)**

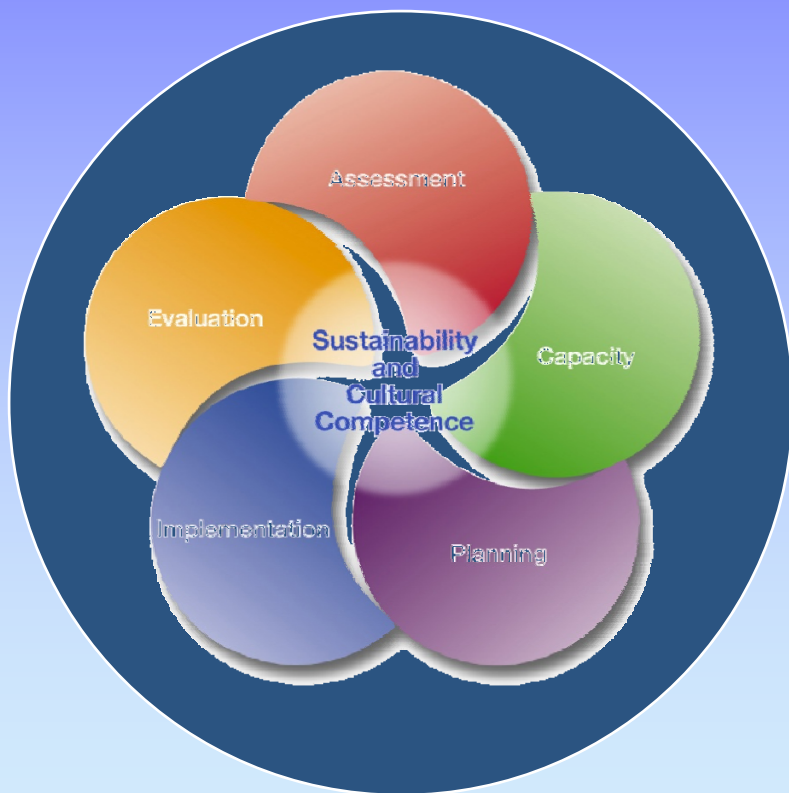
3 Primary SPF Goals

- **Build prevention capacity and infrastructure**
- **Prevent onset and progression of Substance Abuse**
- **Reduce substance abuse-related problems in communities**

SAMHSA's

Strategic Prevention Framework

Supports Accountability, Capacity, and Effectiveness



Assessment

Profile population needs, resources, and readiness to address needs and gaps

Capacity

Mobilize and/or build capacity to address needs

Planning

Develop a Comprehensive Strategic Plan

Implementation

Implement evidence-based prevention programs and activities

Evaluation

Monitor, evaluate, sustain, and improve or replace those that fail

3 Federal Cross-Cutting Issues

- ❖ **Childhood & Underage Drinking**
- ❖ **Cultural Competency** (underserved groups: college/university students; rural populations; racial groups; age groups; low socio-economic disparities, etc.)
- ❖ **Sustainability**

Preventing Youth Access to Alcohol

**Selected Communities to Lead
Livingston & Washtenaw Counties:**

Dexter & Pinckney

Community Findings

- ❖ The alcohol motor vehicle crash rate for 16-20 year olds residing in Dexter is nearly three times higher than that for Washtenaw County.
- ❖ The alcohol motor vehicle crash rate for 16-20 year olds residing in Pinckney is 75% higher than that for Livingston County.

Community Findings

- ❖ The liquor license rate for Dexter is 44% higher than that for Washtenaw County.
- ❖ The liquor license rate for Pinckney is 28% higher than that for Livingston County.

TOBACCO COMPLIANCE

SYNAR

DYTUR

YTA Youth Tobacco Act

- One DYTUR per each county
- Tobacco Vendor Education
- Update Tobacco Retailer List
- Annual Synar Tobacco Compliance Checks
- Ensure compliance with YTA laws
- Work with Law Enforcement, County Prosecutors to enforce YTA compliance
- Work with tobacco coalitions local/state-wide to decrease access/use of tobacco by minors

CSAP Prevention Strategies

- Dissemination of Information
- Prevention Education
- Community – Based Process
- Environmental Strategy
- Problem Identification & Referral
- Alternative Activities