


# Washtenaw County Consortium for Solid Waste Management



## Meeting Agenda Thursday, August 25, 2005

*Tour of the Ypsilanti Twp. Compost Center at 5:00 p.m.*  
2600 E. Clark Rd.

*Meeting at Ypsilanti Twp. Community Center at 5:30 p.m.*  
2025 E. Clark Rd.

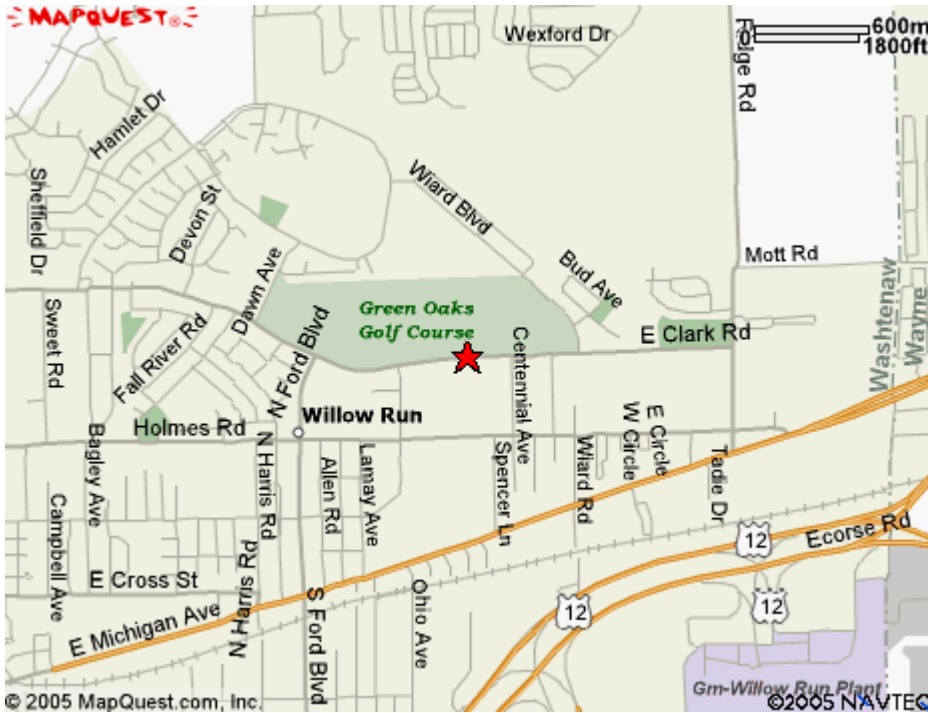
*-Map following agenda-*

- 
1. Call to Order and Introductions
  2. Approval of Agenda for August 25<sup>th</sup>
  3. Approval of Minutes from July 28<sup>th</sup>
  4. Best Practices Update
  5. State/Legislative Updates
  6. Local Community Updates
  7. Adjourn
- 

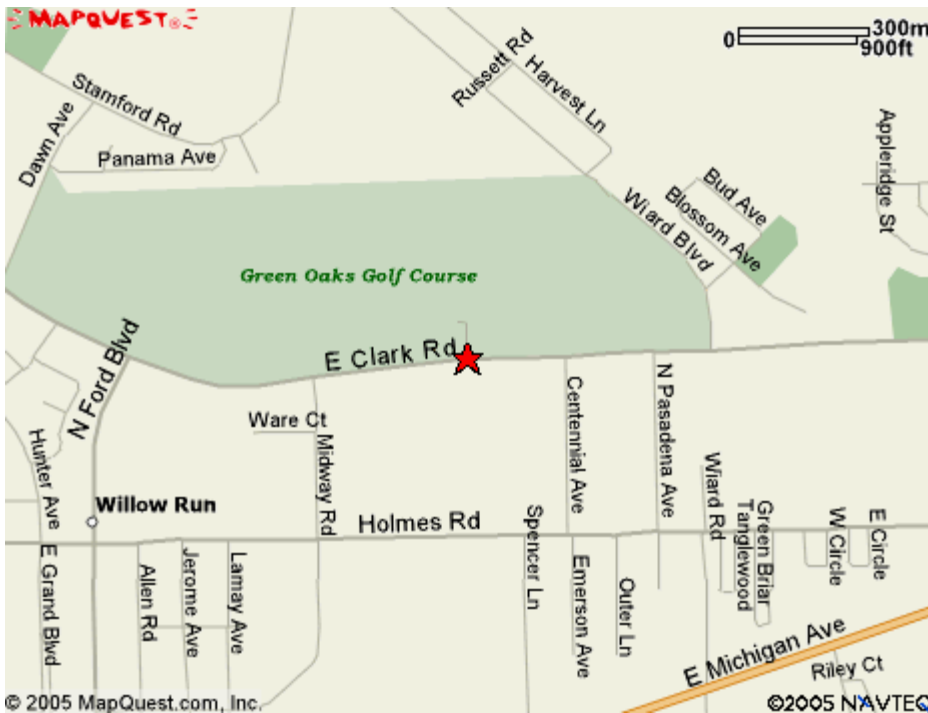
Township Representatives- If you are unable to join us, please designate a representative to attend in your place. Thank you.

Map to Ypsilanti Twp. Community Center at 2025 E. Clark Rd. for the meeting. Tour is held at 2600 E. Clark, a few blocks east of the Community Center, just east of Ford Elementary School.

Zoomed Out:



Zoomed In:



## **Directions to Ypsilanti Township Community Center**

### **From the west (Ann Arbor)**

- Michigan Ave. east to Prospect St.
- Left on Prospect St. (north) to Clark Rd. (by Dairy Mart).
- Right on Clark Rd. (approx. 2 miles) to Community Center (on the left).

### **OR**

- Geddes Rd. west to Prospect St.
- Right on Prospect St. (south) to Clark Rd. (by Dairy Mart).
- Left on Clark Rd. (approx. 2 miles) to Community Center (on the left).

### **From the east (Belleville/Van Buren)**

- Michigan Ave. west to Ridge Rd.
- Right on Ridge Rd. (north) to Clark Rd.
- Left on Clark Rd. (west) to Community Center (approx. ½ mile on the right).

### **From south of I-94:**

- Whittaker Rd. north to I-94 east.
  - I-94 east to Willow Run exit (# 185) exit left.
  - Left at first light (Dorset St.) through median.
- Cross median to Ecorse Rd./Ford Blvd. intersection.
- Take Ford Blvd. north to Clark Rd.
  - Right on Clark Rd., Community Center is on the left, approx. 1/10<sup>th</sup> of a mile.

### **OR**

- Bridge Rd. north to Grove Rd.
- Left on Grove Rd. to Harris Rd.
- Right on Harris Rd. to Ecorse Rd.
- Right on Ecorse Rd. to Ford Blvd.
- Left on Ford Blvd. (north) to Clark Rd.
- Right on Clark Rd., Community Center is on the left, approx. 1/10<sup>th</sup> of a mile.

# WCCSWM Meeting Minutes

## July 28, 2005- Mallett's Creek Library

### Members Present

Tracy Artley	U of M
Nanette Havens	Lima Twp
Jeff Krcmarik	Washtenaw Co.
Megan Lazar	City of Saline
Mary Lirones	City of Saline
Mike Ogozaly	FCI Milan
Bob Osterhout	Ypsilanti Twp
Chris Simmons	City of Ypsilanti
Richard Stefani	Manchester Twp

#### 1. Simmons Called Meeting to Order

#### 2. Approval of Agenda for July 28.

The agenda's new look was discussed in Executive Comm. Mtg. It now includes Best Practices Update and State/Legislative Update. New changes can always be made. Agenda was approved.

#### 3. Approval of Minutes from June 23.

- Artley made an addition to the Executive Committee Minutes, so that it will read under Minutes topic 4: *It was suggested that the Executive Committee draft a year-end report annually on WCCSWM's achievements and provide it to members and potential members in the annual dues letter.*
- Simmons also stressed that the Exec. Comm. agreed to meet quarterly, so the next Exec. Comm. meeting will be in Sept.

#### 4. Best Practices Update

- Krcmarik presented a sample business card-sized computer disk which would include the pressing residential issues for the Best Practices Guidelines. Moore Power Marketing provided a \$2,500 proposal to develop and design the disk, with disks costing less than a dollar each to make. The disks could be given out to homeowners, they fit into any CD drive. Local officials can use them to print out flyers and other materials, maintaining good print quality. Topics that the disk may include: recycling, waste reduction, compost, yard waste, energy efficiency, trash to treasures guide, best management practices, community profiles, resources for more information, etc. It was suggested that the disks be used for residents moving into and moving out of the County.
- Stefani and Simmons mentioned that the cost of each disk is very good, but our largest concern would be the \$2,500 design cost. Therefore we need to research how reusable/changeable the original information would be and how long the investment of \$2,500 would go.
- Issues to ask Moore Power Marketing: Can we make yearly upgrades? At what cost? Are we given the software to make changes? Do the disks work for Macs and IBM? What version of Microsoft do you need?

- Artley mentioned that a disposal method for the disks should be included in the disk's information.
- Simmons suggested trying to make partnerships to see if municipalities within the county are interested in using this technology so the cost would decrease and the \$2,500 would be well worth it.
- Krcmarik will meet with Moore Power and voice the WCCSWM concerns. He will report back in August.

## 5. State and Legislative Update

- **Solid Waste Surcharge Update:** Simmons discussed the referendum possibility of getting the issue on the ballot as a proposal. He talked with Mike Garfield at the Ecology Center and there is a simple bottom-line: no one believes they can raise 3-4 million dollars to compete with the solid waste industry and win. Krcmarik mentioned the legislative option and discussed House Bill 4759 which sets up a fund in the treasury explaining how monies would be spent if they did come in from the surcharge.

## 6. Local Community Updates

- Washtenaw County: Krcmarik passed around flyers for the **Senior Citizens Shut-In Program with Home Toxics** on Sept. 15<sup>th</sup>. Through United Way Day of Caring citizens will call Krcmarik to set up appointments. There will be three teams from the county collecting materials. They are asking citizens to register by Sept. 6<sup>th</sup> so that routes can be made.
- Informational flyers were also passed around for the Aug. 20<sup>th</sup> **Clean-Up Day at Calvary Bible Church** at 8318 Carpenter Rd. from 9-1 pm. The other Clean-Up Day will be located at the Saline Farm Council Grounds on Sept. 24<sup>th</sup> also from 9-1 pm.
- **Spring Clean-Up Days Report** was passed around for the three Clean-Up days. The full report is included at the end of these minutes if sent via email. If you receive your agenda as a paper copy, please contact Darcy Dinse at [dinsed@ewashtenaw.org](mailto:dinsed@ewashtenaw.org) if you are interested in receiving the report. On a positive note, all paint collected is being rebled and used as paint, instead of being burned as a fuel supplement, which has happened in the past.
- City of Milan: Ogozaly explained that **two environmental audits** were done at the prison. The only concern was the amount of lead present at the firing range. Ogozaly is researching options for non-lead bullets and learning different programs other firing ranges have in place concerning the issue.
- Ypsilanti Twp: Osterhout updated the group that in April Ypsilanti Twp implemented a **waste reduction service**, with Waste Management that went from unlimited garbage pickup to a 3 container, 32 gallon, 1 bulk item service. It is slated to save about \$1.2 million over the next 5 years. They also went to an every-other-week recycling pickup program. They are now picking up recycling at 59% of the households as compared to 32%. This month they have 100 tons more recyclables than last year.
- City of Ypsilanti : Simmons passed around information on the **Conscientious Cruiser**, an environmentally-conscious bus. Amy Grettum has converted a bus to run on B20. B20 is being sold at Meijer for the same price as diesel. She drives to different locations and is looking for ways to further educate people on biodiesel fuel and other environmentally-friendly transportation options.

## 7. Simmons Adjourned the Meeting

# Regional Clean Up Days Report: Spring 2005

## Overview:

Washtenaw County Department of Planning and Environment's spring clean up days were a success! The clean up days accepted a broad range of materials from electronic waste to home toxics to construction and demolition debris. Over 61 tons of materials were recovered and 65 tons of materials were disposed. Approximately 1,000 households took advantage of the low-to-no cost opportunity.

The materials collected and/or recovered were materials not traditionally accepted by residential trash haulers. While local municipalities usually hold one or two single day collections, the regional collection events focused expanding the service area to collect more materials at lower costs. Local units of government incurred no costs for these collections. The regional collections also help prevent roadside littering and illegal dumping by providing free access to the entire county.

While most participants lived within 10 miles of the collections, some participants drove over 20 miles to dispose of unwanted materials. Making these collections virtually free added to the amount of materials received but also broadened participation, allowing the County to prevent a number of harmful materials from entering landfills. Donations collected at the events offset the cost for refreshments, food served to volunteers, advertising and some minor repairs to collection sites.

Lessons learned include:

- *The need to expedite the collection to reduce wait time:* Some customers waited 30 minutes or more to drop off their materials. One way to reduce wait times would be to have the service providers ready to service customers a half hour prior to the advertised start time. This would prevent the initial back up of 50 vehicles already in queue when the operation begins.
- *Adding fees for additional materials:* The suggested donation fees were minimal. Having fees for all materials accepted that have a unit price cost such as Freon containing devices, electronics, and tires would help offset the cost of the event and would not dampen participation.

## Summary of Materials Collected

Item	Manchester	Webster	Chelsea	Total
Trash	26.34 tons	17.09 tons	23.22 tons	66.65 tons
Steel	11.85 tons	6 tons	19.22 tons	37.07 tons
Paper	800 lbs	400 lbs	1.2 tons	2800 lbs
Containers	800 lbs	200 lbs	840 lbs.	1840 lbs
OCC	450 lbs	450 lbs	600 lbs.	1500 lbs.
Styrofoam	25 lbs	10 lbs	35 lbs.	70 lbs
Plastic Bags	25 lbs.	10 lbs	25 lbs.	60 lbs.
Textiles	20 lbs.	40 lbs.	15 lbs.	75 lbs
Hard Cover Books	20 lbs.	20 lbs	10 lbs.	50 lbs
Batteries	80 lbs	60 lbs.	10 lbs.	150 lbs.
Pb Batteries	168 lbs	94	136 lbs.	398 lbs.
Oil	767 gal.	485 gal.	870 gal.	2122 gal.
Oil Filters	83	38	56	177
Anti-freeze	25 gal.	18 gal.	14 gal.	57 gal.
Freon Appliances	98	33	79	180
Monitors & T.V.s	96	58	88	242
Lg. Monitors & T.V.s	21	11	15	57
Electronics	146	74	155	375
Tires	510	338	455	1303
Large Tires	34	34	104	172
Rim Removal	150	128	124	402
Paint	6,267 lbs	3,477 lbs.	5,866 lbs.	15,610 lbs.
Pesticides	416 lbs.	196 lbs.	257 lbs.	869 lbs.
Flammables	2,399 lbs.	922 lbs.	4,088 lbs.	7409 lbs.

## Cost per collection

Event	Clean up, RAA	HHW, EES	Total
Manchester	\$10,619	\$7,715	\$18,334
Webster Twp	\$7,955	\$5,060	\$13,015
Chelsea	\$12,346	\$7,990	\$20,336

## Analysis

The ratio of materials recovered versus disposed for all three collections events was 1:1. The average cost of recover materials was \$0.20/lb. Approximately 1,000 households were served at an average cost of \$50 dollars per car. These collections provided a unique recovery and/or disposal opportunity for citizens unable to leave materials for curbside collection.

# Data Summary of Regional Clean-up Days Spring 2005

(Manchester, Webster, Chelsea)

## General Recycling Data

Total # of Surveys	530	
<hr/>		
Total # of Recyclers	464	<b>88%</b>
Total Weekly Recyclers	192	42%
Total Bi-weekly Recyclers	107	23%
Total Monthly Recyclers	165	36%
Total Curbside Recyclers	92	<b>20%</b>
▪ Weekly		54%
▪ Bi-weekly		26%
▪ Monthly		18%
Total Comm. Drop-off Recyclers:	271	<b>59%</b>
▪ Weekly		41%
▪ Bi-weekly		24%
▪ Monthly		37%
Total WC Drop-off Recyclers	107	<b>23%</b>
▪ Weekly		33%
▪ Bi-weekly		21%
▪ Monthly		46%

## Satisfaction with Waste Hauler Data

<hr/>		
Total Satisfied with Waste Hauler	433	<b>81%</b>
Total Unsatisfied with Waste Hauler	56	11%
Total abstained	35	8%

## Interest in LUG Offering Lower Cost Waste Services Data

Total interested in LUG offering lower cost waste service	333	<b>62%</b>
Total Not interested in LUG offering lower cost waste service	105	20%
Total abstained	86	16%
<b>Zeeb Rd. HHW Visitation Data</b>		

Total who had visited	60	11%
Total who had Not visited	470	<b>89%</b>

## How Participants Heard about Clean-Up Day Data

Newspaper	327	<b>62%</b>
Brochures	43	8%
LUG	51	10%
Washtenaw County	19	4%
Signage	13	2%
Word of Mouth	62	12%
Website	13	2%

## **Data Analysis**

### General Recycling:

Of the recyclers surveyed, the largest percentage was weekly recyclers, followed by monthly, and lastly, bi-weekly.

We see from this data, that curbside recyclers are the most likely to recycle weekly. When citizens need to travel to a community or county drop-off site they are more likely to recycle on a bi-weekly or monthly basis. This is apparent in the fact that only 18% of curbside recyclers are monthly participants, compared to 46% of Wash. Co. drop-off recyclers.

As the recycling option gets farther from the home: curbside, to community drop-off, to county drop-off, there is a decrease in weekly recyclers (54%-33%), and an increase in monthly recyclers (18%-46%).

### Satisfaction with Waste Hauler:

An overwhelming 81% of survey respondents are satisfied with their waste hauler system.

### Interest in Having LUG Offer Lower Cost Waste and Recovery Services:

Almost two-thirds of participants (62%) are interested in having their government coordinate and/or manage the delivery of waste and recovery services so long as it is at a lower cost. Only 20% of the respondents expressed a disinterest.

### Zeeb Rd. HHW Visitation Data:

An overwhelming 89% of survey respondents never visited the HHW drop-off site on Zeeb Rd. This tells us that although there is good participation for the Saturday collections, many people are still not aware of the service.

### How Participants Learned of the Clean-up Day:

Sixty-two percent (62%) of the survey respondents stated they heard about the cleanup day through the newspaper while 12% stated they heard of the event through word of mouth, 10% through local unit of government and 8% through brochure exposure. Therefore, newspaper advertisement should continue as it is the most successful advertising tool.