

---

# WASHTENAW COUNTY



## 2014 EQUALIZATION REPORT

---

---

**APRIL 16, 2014**

---

Prepared by: Washtenaw County Equalization Department  
Raman Patel, Director





## EQUALIZATION AND PROPERTY DESCRIPTION DEPARTMENT

200 NORTH MAIN STREET  
ANN ARBOR, MICHIGAN 48107-8645

SUITE 210  
(734) 222-6662

P.O. BOX 8645  
FAX (734) 222-6589

DIRECTOR  
Raman A. Patel, CAE, SRA

April 16, 2014

Honorable Board of Commissioners  
Washtenaw County

The Equalization Director, through the efforts of the departmental staff members and with the cooperation of the various assessing officers of the County, has compiled the analysis for the 2014 equalization report. Certification of the analysis is enclosed. This is an analysis of the County Equalized Value, not the Taxable Value.

I wish to personally express my appreciation to the Board of Commissioners, staff members and assessing officers of the county for their cooperative efforts.

The Equalization Report will be located on the County Web site at the following address  
[http://ewashtenaw.org/government/departments/equalization/eq\\_index.html](http://ewashtenaw.org/government/departments/equalization/eq_index.html)

Sincerely,

*R A Patel*

Raman A. Patel, CAE, SRA  
Director



# WASHTENAW COUNTY BOARD OF COMMISSIONERS

2014

|                       |            |
|-----------------------|------------|
| YOUSEF RABHI, Chair   | District 8 |
| KENT MARTINEZ-KRATZ   | District 1 |
| DAN SMITH             | District 2 |
| ALICIA PING           | District 3 |
| FELICIA BRABEC        | District 4 |
| ROLLAND SIZEMORE, JR. | District 5 |
| RONNIE PETERSON       | District 6 |
| ANDY LABARRE          | District 7 |
| CONAN SMITH           | District 9 |

## EQUALIZATION DEPARTMENT STAFF

2014

|                    |                         |                     |
|--------------------|-------------------------|---------------------|
| <b>RAMAN PATEL</b> | <b>DIRECTOR</b>         | <b>M.M.A.O. (4)</b> |
| RICHARD STEFFENS   | EQUALIZATION MANAGER    | M.A.A.O. (3)        |
| LOREEN CASH        | MANAGEMENT ANALYST I/II | M.A.A.O. (3)        |
| CHARLES MOSHER     | MANAGEMENT ANALYST I/II | M.A.A.O. (3)        |
| TIMOTHY KETTINGER  | EQUALIZATION APPRAISER  | M.A.A.O. (3)        |
| MATTHEW HEERING    | EQUALIZATION APPRAISER  | M.A.A.O. (3)        |
| GREGORY ZAMENSKI   | EQUALIZATION APPRAISER  | M.A.A.O. (3)        |
| JEFFREY HAMMERBERG | EQUALIZATION APPRAISER  | M.A.A.O. (3)        |
| GREGORY MACALPINE  | EQUALIZATION APPRAISER  | M.A.A.O. (3)        |
| PAUL STEIGERWALD   | PROP. DESC. TECHNICIAN  | M.A.A.O. (3)        |
| SAMUEL SPANG       | PERSONAL PROP AUDITOR   | M.A.A.O. (3)        |
| JEFFREY PIZZUTO    | PROP. DESC. TECHNICIAN  | M.C.A.T.            |
| DANA CUNNINGHAM    | EQUALIZATION TECHNICIAN | M.C.A.T.            |
| MICHELE GARDNER    | EQUALIZATION TRAINEE    |                     |

**TABLE OF CONTENTS**

|   | <u>Page</u>   |
|---|---------------|
| <b>Board Resolution .....</b>                     | <b>1</b>      |
| <b>Preliminary Ratios .....</b>                   | <b>2-3</b>    |
| <b>Certification.....</b>                         | <b>4</b>      |
| <b>Summary of County Equalized Value.....</b>     | <b>4a-4b</b>  |
| <b>2014 Spread Sheets (by class).....</b>         | <b>5-9a</b>   |
| <b>2014 Spread Sheets (combined classes).....</b> | <b>10-12a</b> |
| <b>Industrial Facilities Valuation 2013 .....</b> | <b>13-13a</b> |
| <b>DNR – PILT ACT 513 of 2004.....</b>            | <b>14</b>     |
| <b>Parcel Count by City and Township .....</b>    | <b>15</b>     |
| <b>1959 – 2014 Equalized Values.....</b>          | <b>16-17</b>  |

A RESOLUTION APPROVING THE  
2014 WASHTENAW COUNTY EQUALIZATION REPORT

WASHTENAW COUNTY BOARD OF COMMISSIONERS

April 16, 2014

WHEREAS, the 2014 proposed starting ratios as required by State Statutes were published in the local newspaper by the County Clerk on or before the third Monday of February of this year; and

WHEREAS, the final assessment rolls of the various assessing units, finally approved by the local Boards of Review, have been analyzed and reviewed by the Equalization Department, and

WHEREAS, the recommended County Equalized Value, is certified by the County Equalization Director in the enclosed report; and

WHEREAS, each assessing official has had the opportunity to be heard and present factual information to the Board of Commissioners at the meeting of the Ways and Means Committee on April 16, 2014

WHEREAS, this matter has been reviewed by the Finance Department, Corporation Counsel, the County Administrator's Office and the Ways and Means Committee

NOW THEREFORE BE IT RESOLVED that the Washtenaw County Board of Commissioners hereby approves the 2014 Washtenaw County Equalization Report, as on file with the County Clerk

BE IT FURTHER RESOLVED, that the Board of Commissioners hereby directs the Corporation Counsel and the Director of Equalization to represent the Board of Commissioners before the State Tax Commission at the statutory annual meetings on May 12 and May 27, 2014.



**WASHTENAW COUNTY NOTICE**  
**WASHTENAW COUNTY 2014 TENTATIVE RATIO**  
**PURSUANT TO ACT 165 PUBLIC ACT 1971 (MCL 211.34A)**

|               |
|---------------|
| REAL PROPERTY |
|---------------|

|                  | AGRICULTURAL |        | COMMERCIAL |        | INDUSTRIAL |        | RESIDENTIAL |        | TIMBER-CUTOVER |        | DEVELOPMENTAL |        |
|------------------|--------------|--------|------------|--------|------------|--------|-------------|--------|----------------|--------|---------------|--------|
|                  | RATIO        | FACTOR | RATIO      | FACTOR | RATIO      | FACTOR | RATIO       | FACTOR | RATIO          | FACTOR | RATIO         | FACTOR |
| <b>CITIES</b>    |              |        |            |        |            |        |             |        |                |        |               |        |
| ANN ARBOR        | 0.00%        | 0.0000 | 48.44%     | 1.0322 | 49.62%     | 1.0076 | 47.03%      | 1.0631 | 0.00%          | 0.0000 | 0.00%         | 0.0000 |
| CHELSEA          | 0.00%        | 0.0000 | 48.78%     | 1.0250 | 49.77%     | 1.0046 | 46.95%      | 1.0649 | 0.00%          | 0.0000 | 0.00%         | 0.0000 |
| MILAN            | 0.00%        | 0.0000 | 49.79%     | 1.0042 | 50.38%     | 0.9924 | 45.99%      | 1.0871 | 0.00%          | 0.0000 | 0.00%         | 0.0000 |
| SALINE           | 0.00%        | 0.0000 | 48.49%     | 1.0311 | 49.40%     | 1.0121 | 47.01%      | 1.0636 | 0.00%          | 0.0000 | 0.00%         | 0.0000 |
| YPSILANTI        | 0.00%        | 0.0000 | 48.08%     | 1.0399 | 50.53%     | 0.9895 | 47.87%      | 1.0444 | 0.00%          | 0.0000 | 0.00%         | 0.0000 |
|                  |              |        |            |        |            |        |             |        |                |        |               |        |
| <b>TOWNSHIPS</b> |              |        |            |        |            |        |             |        |                |        |               |        |
| ANN ARBOR        | 51.09%       | 0.9786 | 49.03%     | 1.0197 | 49.07%     | 1.0189 | 48.69%      | 1.0269 | 0.00%          | 0.0000 | 0.00%         | 0.0000 |
| AUGUSTA          | 50.09%       | 0.9982 | 50.50%     | 0.9900 | 49.18%     | 1.0166 | 48.00%      | 1.0416 | 0.00%          | 0.0000 | 0.00%         | 0.0000 |
| BRIDGEWATER      | 48.57%       | 1.0294 | 49.93%     | 1.0014 | 49.08%     | 1.0187 | 47.63%      | 1.0497 | 0.00%          | 0.0000 | 0.00%         | 0.0000 |
| DEXTER           | 48.48%       | 1.0313 | 50.03%     | 0.9994 | 49.14%     | 1.0175 | 48.52%      | 1.0305 | 0.00%          | 0.0000 | 0.00%         | 0.0000 |
| FREEDOM          | 49.77%       | 1.0046 | 48.93%     | 1.0218 | 49.06%     | 1.0191 | 47.38%      | 1.0552 | 0.00%          | 0.0000 | 0.00%         | 0.0000 |
| LIMA             | 48.00%       | 1.0416 | 49.26%     | 1.0150 | 48.16%     | 1.0382 | 45.92%      | 1.0888 | 0.00%          | 0.0000 | 0.00%         | 0.0000 |
| LODI             | 49.94%       | 1.0012 | 50.21%     | 0.9958 | 49.64%     | 1.0072 | 46.74%      | 1.0697 | 0.00%          | 0.0000 | 0.00%         | 0.0000 |
| LYNDON           | 48.24%       | 1.0364 | 50.64%     | 0.9873 | 48.20%     | 1.0373 | 47.78%      | 1.0464 | 0.00%          | 0.0000 | 0.00%         | 0.0000 |
| MANCHESTER       | 50.72%       | 0.9858 | 50.24%     | 0.9952 | 50.66%     | 0.9869 | 47.53%      | 1.0519 | 0.00%          | 0.0000 | 0.00%         | 0.0000 |
| NORTHFIELD       | 49.80%       | 1.0040 | 49.55%     | 1.0090 | 50.09%     | 0.9982 | 47.99%      | 1.0418 | 0.00%          | 0.0000 | 51.70%        | 0.9671 |
| PITTSFIELD       | 49.52%       | 1.0096 | 48.46%     | 1.0317 | 50.63%     | 0.9875 | 46.53%      | 1.0745 | 0.00%          | 0.0000 | 52.64%        | 0.9498 |
| SALEM            | 52.19%       | 0.9580 | 50.13%     | 0.9974 | 49.76%     | 1.0048 | 49.18%      | 1.0166 | 0.00%          | 0.0000 | 0.00%         | 0.0000 |
| SALINE           | 49.21%       | 1.0160 | 49.22%     | 1.0158 | 49.30%     | 1.0141 | 46.74%      | 1.0697 | 0.00%          | 0.0000 | 0.00%         | 0.0000 |
| SCIO             | 49.40%       | 1.0121 | 48.07%     | 1.0401 | 49.17%     | 1.0168 | 46.75%      | 1.0695 | 0.00%          | 0.0000 | 49.97%        | 1.0006 |
| SHARON           | 49.95%       | 1.0010 | 49.75%     | 1.0050 | 0.00%      | 0.0000 | 47.32%      | 1.0566 | 0.00%          | 0.0000 | 50.72%        | 0.9858 |
| SUPERIOR         | 49.18%       | 1.0166 | 49.04%     | 1.0195 | 49.11%     | 1.0181 | 47.14%      | 1.0606 | 0.00%          | 0.0000 | 0.00%         | 0.0000 |
| SYLVAN           | 49.91%       | 1.0018 | 49.60%     | 1.0080 | 50.27%     | 0.9946 | 45.16%      | 1.1071 | 0.00%          | 0.0000 | 51.77%        | 0.9658 |
| WEBSTER          | 49.85%       | 1.0030 | 49.72%     | 1.0056 | 49.30%     | 1.0141 | 47.21%      | 1.0590 | 0.00%          | 0.0000 | 0.00%         | 0.0000 |
| YORK             | 49.32%       | 1.0137 | 48.08%     | 1.0399 | 50.33%     | 0.9934 | 45.92%      | 1.0888 | 0.00%          | 0.0000 | 49.77%        | 1.0046 |
| YPSILANTI        | 49.01%       | 1.0201 | 47.13%     | 1.0608 | 49.62%     | 1.0076 | 48.04%      | 1.0407 | 0.00%          | 0.0000 | 0.00%         | 0.0000 |

\* - Reappraisal

**WASHTENAW COUNTY NOTICE**  
**WASHTENAW COUNTY 2014 TENTATIVE RATIO**  
**PURSUANT TO ACT 165 PUBLIC ACT 1971 (MCL 211.34A)**

|                   |
|-------------------|
| PERSONAL PROPERTY |
|-------------------|

|                  | AGRICULTURAL | COMMERCIAL | INDUSTRIAL | RESIDENTIAL | UTILITY | OVERALL | FACTOR |
|------------------|--------------|------------|------------|-------------|---------|---------|--------|
| <b>CITIES</b>    |              |            |            |             |         |         |        |
| ANN ARBOR        | 0.00%        | 50.00%     | 50.00%     | 0.00%       | 50.00%  | 50.00%  | 1.0000 |
| CHELSEA          | 0.00%        | 50.00%     | 50.00%     | 0.00%       | 50.00%  | 50.00%  | 1.0000 |
| MILAN            | 0.00%        | 50.00%     | 50.00%     | 0.00%       | 50.00%  | 50.00%  | 1.0000 |
| SALINE           | 0.00%        | 50.00%     | 50.00%     | 0.00%       | 50.00%  | 50.00%  | 1.0000 |
| YPSILANTI        | 0.00%        | 50.00%     | 50.00%     | 0.00%       | 50.00%  | 50.00%  | 1.0000 |
|                  |              |            |            |             |         |         |        |
| <b>TOWNSHIPS</b> |              |            |            |             |         |         |        |
| ANN ARBOR        | 0.00%        | 50.00%     | 50.00%     | 0.00%       | 50.00%  | 50.00%  | 1.0000 |
| AUGUSTA          | 0.00%        | 50.00%     | 0.00%      | 0.00%       | 50.00%  | 50.00%  | 1.0000 |
| BRIDGEWATER      | 0.00%        | 50.00%     | 50.00%     | 0.00%       | 50.00%  | 50.00%  | 1.0000 |
| DEXTER           | 0.00%        | 50.00%     | 0.00%      | 0.00%       | 50.00%  | 50.00%  | 1.0000 |
| FREEDOM          | 0.00%        | 50.00%     | 50.00%     | 0.00%       | 50.00%  | 50.00%  | 1.0000 |
| LIMA             | 0.00%        | 50.00%     | 50.00%     | 0.00%       | 50.00%  | 50.00%  | 1.0000 |
| LODI             | 0.00%        | 50.00%     | 50.00%     | 0.00%       | 50.00%  | 50.00%  | 1.0000 |
| LYNDON           | 0.00%        | 50.00%     | 0.00%      | 0.00%       | 50.00%  | 50.00%  | 1.0000 |
| MANCHESTER       | 0.00%        | 50.00%     | 50.00%     | 0.00%       | 50.00%  | 50.00%  | 1.0000 |
| NORTHFIELD       | 0.00%        | 50.00%     | 50.00%     | 0.00%       | 50.00%  | 50.00%  | 1.0000 |
| PITTSFIELD       | 0.00%        | 50.00%     | 50.00%     | 0.00%       | 50.00%  | 50.00%  | 1.0000 |
| SALEM            | 0.00%        | 50.00%     | 50.00%     | 0.00%       | 50.00%  | 50.00%  | 1.0000 |
| SALINE           | 0.00%        | 50.00%     | 50.00%     | 0.00%       | 50.00%  | 50.00%  | 1.0000 |
| SCIO             | 0.00%        | 50.00%     | 50.00%     | 0.00%       | 50.00%  | 50.00%  | 1.0000 |
| SHARON           | 0.00%        | 50.00%     | 50.00%     | 0.00%       | 50.00%  | 50.00%  | 1.0000 |
| SUPERIOR         | 0.00%        | 50.00%     | 50.00%     | 0.00%       | 50.00%  | 50.00%  | 1.0000 |
| SYLVAN           | 0.00%        | 50.00%     | 50.00%     | 0.00%       | 50.00%  | 50.00%  | 1.0000 |
| WEBSTER          | 0.00%        | 50.00%     | 50.00%     | 0.00%       | 50.00%  | 50.00%  | 1.0000 |
| YORK             | 0.00%        | 50.00%     | 50.00%     | 0.00%       | 50.00%  | 50.00%  | 1.0000 |
| YPSILANTI        | 0.00%        | 50.00%     | 50.00%     | 0.00%       | 50.00%  | 50.00%  | 1.0000 |

CERTIFICATION OF **RECOMMENDED COUNTY EQUALIZED VALUATIONS**  
BY EQUALIZATION DIRECTOR

TO: State Tax Commission  
FROM: Equalization Director of Washtenaw County  
RE: State Assessor Certification of preparer of the required Recommended County Equalized Valuations for Washtenaw County for 2014.

**The Recommended County Equalized Valuations for the above referenced county and year were prepared under my direct supervision and control in my role as Equalization Director.**

I am certified as an assessor at the level required for the county by Michigan Compiled Laws 211.10d and the rules of the State Tax Commission.

The State Tax Commission requires a M.M.A.O. (4) State Assessor Certification for this county.

I am certified as a M.M.A.O. (4) State Certified Assessing Officer by the State Tax Commission.

The following are my total Recommended County Equalized Valuations for each separately equalized class of property in Washtenaw County:

|              |                       |                                   |                       |
|--------------|-----------------------|-----------------------------------|-----------------------|
| Agricultural | <u>474,995,636</u>    | Timber-Cutover                    | <u>0</u>              |
| Commercial   | <u>3,275,590,609</u>  | Developmental                     | <u>41,584,400</u>     |
| Industrial   | <u>422,146,528</u>    | Total Real Property               | <u>15,341,051,992</u> |
| Residential  | <u>11,126,734,819</u> | Personal Property                 | <u>970,616,615</u>    |
|              |                       | Total Real &<br>Personal Property | <u>16,311,668,607</u> |

County Equalized Valuations presented to the County Board of Commissioners.

Michigan Department of Treasury  
Assessment and Certification Division  
Local Assessment Review  
P.O. Box 30790  
Lansing, MI 48909

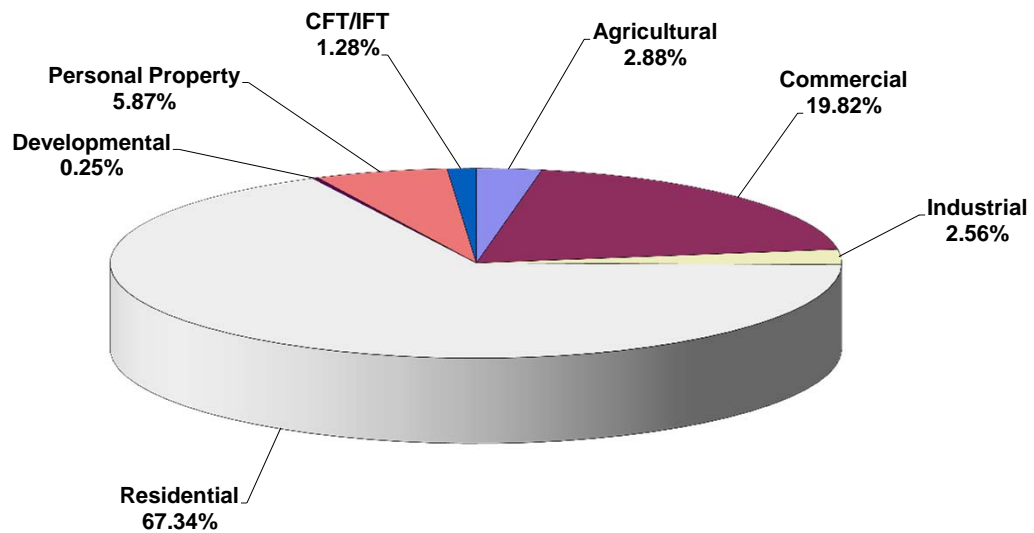
A Copy of this information will be E-filed with the State Tax Commission.

|   |                                  |                   |
|---|----------------------------------|-------------------|
| Signature of Equalization Director<br> | Certification Number<br>R - 1771 | Date<br>4/16/2014 |
|---|----------------------------------|-------------------|

**SUMMARY OF COUNTY EQUALIZATION VALUES (C.E.V.)**  
(includes the 2014 recommended C.E.V.)

|   | 2009            | 2010            | 2011           | 2012           | 2013           | Recommended<br>2014 |         |
|---|-----------------|-----------------|----------------|----------------|----------------|---------------------|---------|
| <b>AGRICULTURAL</b>                         | 485,121,774     | 458,544,790     | 449,535,808    | 465,463,184    | 468,594,082    | 474,995,636         | Page 5  |
| Percentage of Change From<br>Previous Year  | -0.14%          | -5.48%          | -1.96%         | 3.54%          | 0.67%          | 1.37%               |         |
| Change in S.E.V. from<br>Previous Year      | (671,449)       | (26,576,984)    | (9,008,982)    | 15,927,376     | 3,130,898      | 6,401,554           |         |
| <b>COMMERCIAL</b>                           | 3,692,629,546   | 3,541,600,760   | 3,205,237,855  | 3,082,080,078  | 3,150,373,822  | 3,275,590,609       | Page 6  |
| Percentage of Change From<br>Previous Year  | 0.29%           | -4.09%          | -9.50%         | -3.84%         | 2.22%          | 3.97%               |         |
| Change in S.E.V. from<br>Previous Year      | 10,706,425      | (151,028,786)   | (336,362,905)  | (123,157,777)  | 68,293,744     | 125,216,787         |         |
| <b>INDUSTRIAL</b>                           | 834,222,090     | 523,122,733     | 461,279,723    | 442,896,446    | 421,721,241    | 422,146,528         | Page 7  |
| Percentage of Change From<br>Previous Year  | -5.45%          | -37.29%         | -11.82%        | -3.99%         | -4.78%         | 0.10%               |         |
| Change in S.E.V. from<br>Previous Year      | (48,081,650)    | (311,099,357)   | (61,843,010)   | (18,383,277)   | (21,175,205)   | 425,287             |         |
| <b>RESIDENTIAL</b>                          | 11,260,432,454  | 10,619,743,038  | 10,328,382,195 | 10,269,352,242 | 10,512,640,729 | 11,126,734,819      | Page 8  |
| Percentage of Change From<br>Previous Year  | -9.03%          | -5.69%          | -2.74%         | -0.57%         | 2.37%          | 5.84%               |         |
| Change in S.E.V. from<br>Previous Year      | (1,117,270,207) | (640,689,416)   | (291,360,843)  | (59,029,953)   | 243,288,487    | 614,094,090         |         |
| <b>DEVELOPMENTAL</b>                        | 93,128,800      | 76,361,500      | 61,189,700     | 49,493,300     | 45,968,620     | 41,584,400          | Page 9  |
| Percentage of Change From<br>Previous Year  | -15.32%         | -18.00%         | -19.87%        | -19.11%        | -7.12%         | -9.54%              |         |
| Change in S.E.V. from<br>Previous Year      | (16,851,500)    | (16,767,300)    | (15,171,800)   | (11,696,400)   | (3,524,680)    | (4,384,220)         |         |
| <b>TOTAL REAL<br/>PROPERTY</b>              | 16,365,534,664  | 15,219,372,821  | 14,505,625,281 | 14,309,285,250 | 14,599,298,494 | 15,341,051,992      | Page 10 |
|   | -6.68%          | -7.00%          | -4.69%         | -1.35%         | 2.03%          | 5.08%               |         |
|   | (1,172,168,381) | (1,146,161,843) | (713,747,540)  | (196,340,031)  | 290,013,244    | 741,753,498         |         |
| <b>PERSONAL<br/>PROPERTY</b>                | 1,163,962,596   | 1,044,135,446   | 974,550,842    | 950,268,880    | 980,158,140    | 970,616,615         | Page 11 |
| Change in S.E.V. from<br>Previous Year      | -5.16%          | -10.29%         | -6.66%         | -2.49%         | 3.15%          | -0.97%              |         |
|   | (63,361,222)    | (119,827,150)   | (69,584,604)   | (24,281,962)   | 29,889,260     | (9,541,525)         |         |
| <b>TOTAL COUNTY<br/>EQUALIZED<br/>VALUE</b> | 17,529,497,260  | 16,263,508,267  | 15,480,176,123 | 15,259,554,130 | 15,579,456,634 | 16,311,668,607      | Page 12 |
|   | -6.58%          | -7.22%          | -4.82%         | -1.43%         | 2.10%          | 4.70%               |         |
|   | (1,235,529,603) | (1,265,988,993) | (783,332,144)  | (220,621,993)  | 319,902,504    | 732,211,973         |         |
| <b>IFT/CFT<br/>TOTALS</b>                   | 279,432,100     | 223,181,540     | 219,538,717    | 207,796,232    | 204,146,493    | 211,367,655         | Page 13 |
| Change in S.E.V. from<br>Previous Year      | 4.47%           | -20.13%         | -1.63%         | -5.35%         | -1.76%         | 3.54%               |         |
|   | 11,947,955      | (56,250,560)    | (3,642,823)    | (11,742,485)   | (3,649,739)    | 7,221,162           |         |

## 2014 PERCENTAGE OF COUNTY TOTAL BY CLASSIFICATION OF PROPERTY



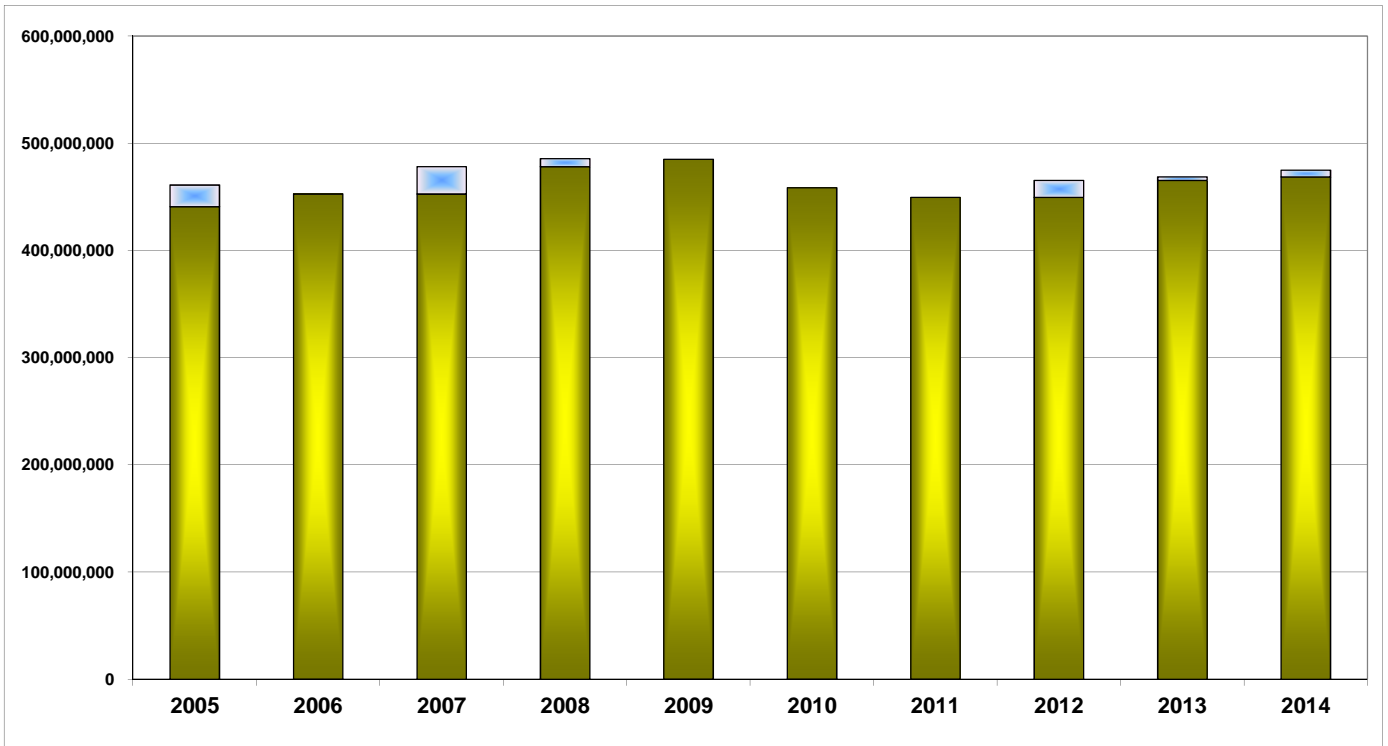
| Class                      | Agricultural | Commercial    | Industrial  | Residential    | Developmental | Personal Property | CFT/IFT     | Total County ECEV |
|----------------------------|--------------|---------------|-------------|----------------|---------------|-------------------|-------------|-------------------|
| Total S.E.V.               | 474,995,636  | 3,275,590,609 | 422,146,528 | 11,126,734,819 | 41,584,400    | 970,616,615       | 211,367,655 | 16,523,036,262    |
| Percentage Of County Total | 2.88%        | 19.82%        | 2.56%       | 67.34%         | 0.25%         | 5.87%             | 1.28%       | 100.00%           |

## WASHTENAW COUNTY 2014 GENERAL TAX EQUALIZATION

|                       |
|-----------------------|
| CLASS<br>AGRICULTURAL |
|-----------------------|

|                        | 2014               |                              |  |                                  |                                  |
|------------------------|--------------------|------------------------------|--|----------------------------------|----------------------------------|
|                        | ASSESSED<br>VALUE  | COUNTY<br>EQUALIZED<br>VALUE | RATIO<br>ASSESSED TO<br>TRUE CASH<br>VALUE | COUNTY<br>EQUALIZATION<br>FACTOR | PERCENTAGE<br>OF COUNTY<br>TOTAL |
| <b>CITIES</b>          |                    |                              |  |                                  |                                  |
| Ann Arbor              | 0                  | 0                            | 0.00                                       | 0.0000                           | 0.0000                           |
| Chelsea                | 0                  | 0                            | 0.00                                       | 0.0000                           | 0.0000                           |
| Milan                  | 0                  | 0                            | 0.00                                       | 0.0000                           | 0.0000                           |
| Saline                 | 0                  | 0                            | 0.00                                       | 0.0000                           | 0.0000                           |
| Ypsilanti              | 0                  | 0                            | 0.00                                       | 0.0000                           | 0.0000                           |
| <b>TOTAL CITIES</b>    | <b>0</b>           | <b>0</b>                     |  |                                  | <b>0.0000</b>                    |
| <b>TOWNSHIPS</b>       |                    |                              |  |                                  |                                  |
| Ann Arbor              | 14,821,680         | 14,821,680                   | 49.74                                      | 1.0000                           | 3.1204                           |
| Augusta                | 24,896,900         | 24,896,900                   | 49.77                                      | 1.0000                           | 5.2415                           |
| Bridgewater            | 32,436,300         | 32,436,300                   | 49.99                                      | 1.0000                           | 6.8288                           |
| Dexter                 | 10,342,700         | 10,342,700                   | 49.89                                      | 1.0000                           | 2.1774                           |
| Freedom                | 36,509,400         | 36,509,400                   | 49.96                                      | 1.0000                           | 7.6863                           |
| Lima                   | 40,929,237         | 40,929,237                   | 49.72                                      | 1.0000                           | 8.6168                           |
| Lodi                   | 37,077,500         | 37,077,500                   | 49.99                                      | 1.0000                           | 7.8059                           |
| Lyndon                 | 6,553,550          | 6,553,550                    | 49.79                                      | 1.0000                           | 1.3797                           |
| Manchester             | 24,400,350         | 24,400,350                   | 49.90                                      | 1.0000                           | 5.1370                           |
| Northfield             | 13,894,370         | 13,894,370                   | 49.70                                      | 1.0000                           | 2.9252                           |
| Pittsfield             | 3,811,600          | 3,811,600                    | 49.67                                      | 1.0000                           | 0.8024                           |
| Salem                  | 24,308,400         | 24,308,400                   | 49.79                                      | 1.0000                           | 5.1176                           |
| Saline                 | 45,077,800         | 45,077,800                   | 49.66                                      | 1.0000                           | 9.4902                           |
| Scio                   | 16,901,600         | 16,901,600                   | 49.92                                      | 1.0000                           | 3.5583                           |
| Sharon                 | 34,596,000         | 34,596,000                   | 49.65                                      | 1.0000                           | 7.2834                           |
| Superior               | 22,658,400         | 22,658,400                   | 49.35                                      | 1.0000                           | 4.7702                           |
| Sylvan                 | 17,529,100         | 17,529,100                   | 49.83                                      | 1.0000                           | 3.6904                           |
| Webster                | 36,411,649         | 36,411,649                   | 49.91                                      | 1.0000                           | 7.6657                           |
| York                   | 28,230,200         | 28,230,200                   | 49.64                                      | 1.0000                           | 5.9433                           |
| Ypsilanti              | 3,608,900          | 3,608,900                    | 49.82                                      | 1.0000                           | 0.7598                           |
| <b>TOTAL TOWNSHIPS</b> | <b>474,995,636</b> | <b>474,995,636</b>           |  |                                  | <b>100.0000</b>                  |
| <b>TOTAL COUNTY</b>    | <b>474,995,636</b> | <b>474,995,636</b>           |  |                                  | <b>100.0000</b>                  |

## 2014 TOTAL COUNTY AGRICULTURAL



| Year                 | 2005        | 2006        | 2007        | 2008        | 2009        | 2010         | 2011        | 2012        | 2013        | 2014        |
|----------------------|-------------|-------------|-------------|-------------|-------------|--------------|-------------|-------------|-------------|-------------|
| Total S.E.V.         | 461,114,607 | 452,728,574 | 478,276,240 | 485,793,223 | 485,121,774 | 458,544,790  | 449,535,808 | 465,463,184 | 468,594,082 | 474,995,636 |
| Change In S.E.V.     | 20,270,004  | (8,386,033) | 25,547,666  | 7,516,983   | (671,449)   | (26,576,984) | (9,008,982) | 15,927,376  | 3,130,898   | 6,401,554   |
| Percentage Of Change | 4.60%       | -1.82%      | 5.64%       | 1.57%       | -0.14%      | -5.48%       | -1.96%      | 3.54%       | 0.67%       | 1.37%       |
| C.P.I.               | 2.30%       | 3.30%       | 3.70%       | 2.30%       | 4.40%       | -0.30%       | 1.70%       | 2.70%       | 2.40%       | 1.60%       |

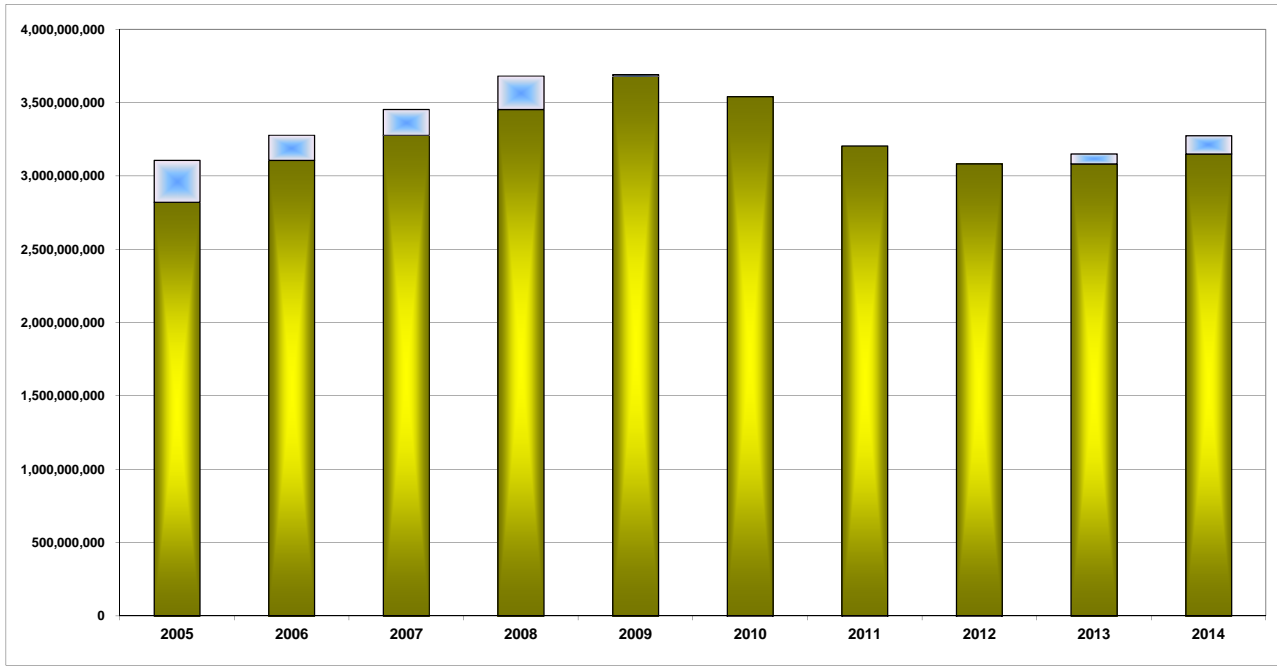
## WASHTENAW COUNTY 2014 GENERAL TAX EQUALIZATION

|                            |
|----------------------------|
| CLASS<br><b>COMMERCIAL</b> |
|----------------------------|

|                        | 2014                 |                              |  |                                  |                                  |
|------------------------|----------------------|------------------------------|--|----------------------------------|----------------------------------|
|                        | ASSESSED<br>VALUE    | COUNTY<br>EQUALIZED<br>VALUE | RATIO<br>ASSESSED TO<br>TRUE CASH<br>VALUE | COUNTY<br>EQUALIZATION<br>FACTOR | PERCENTAGE<br>OF COUNTY<br>TOTAL |
| <b>CITIES</b>          |                      |                              |  |                                  |                                  |
| Ann Arbor              | 1,865,672,400        | 1,865,672,400                | 49.62                                      | 1.0000                           | 56.9568                          |
| Chelsea                | 54,895,900           | 54,895,900                   | 49.79                                      | 1.0000                           | 1.6759                           |
| Milan                  | 14,833,300           | 14,833,300                   | 49.46                                      | 1.0000                           | 0.4528                           |
| Saline                 | 61,128,500           | 61,128,500                   | 49.95                                      | 1.0000                           | 1.8662                           |
| Ypsilanti              | 82,731,300           | 82,731,300                   | 49.73                                      | 1.0000                           | 2.5257                           |
| <b>TOTAL CITIES</b>    | <b>2,079,261,400</b> | <b>2,079,261,400</b>         |  |                                  | <b>63.4775</b>                   |
| <b>TOWNSHIPS</b>       |                      |                              |  |                                  |                                  |
| Ann Arbor              | 87,092,480           | 87,092,480                   | 49.89                                      | 1.0000                           | 2.6588                           |
| Augusta                | 5,512,700            | 5,512,700                    | 49.86                                      | 1.0000                           | 0.1683                           |
| Bridgewater            | 3,034,700            | 3,034,700                    | 50.00                                      | 1.0000                           | 0.0926                           |
| Dexter                 | 7,071,100            | 7,071,100                    | 49.58                                      | 1.0000                           | 0.2159                           |
| Freedom                | 790,200              | 790,200                      | 49.62                                      | 1.0000                           | 0.0241                           |
| Lima                   | 5,919,829            | 5,919,829                    | 49.54                                      | 1.0000                           | 0.1807                           |
| Lodi                   | 15,336,900           | 15,336,900                   | 49.91                                      | 1.0000                           | 0.4682                           |
| Lyndon                 | 1,471,900            | 1,471,900                    | 49.88                                      | 1.0000                           | 0.0449                           |
| Manchester             | 7,522,000            | 7,522,000                    | 49.75                                      | 1.0000                           | 0.2296                           |
| Northfield             | 45,402,300           | 45,402,300                   | 49.99                                      | 1.0000                           | 1.3861                           |
| Pittsfield             | 511,486,100          | 511,486,100                  | 49.63                                      | 1.0000                           | 15.6151                          |
| Salem                  | 22,705,500           | 22,705,500                   | 49.61                                      | 1.0000                           | 0.6932                           |
| Saline                 | 5,104,200            | 5,104,200                    | 49.74                                      | 1.0000                           | 0.1558                           |
| Scio                   | 206,997,700          | 206,997,700                  | 49.90                                      | 1.0000                           | 6.3194                           |
| Sharon                 | 3,145,000            | 3,145,000                    | 49.99                                      | 1.0000                           | 0.0960                           |
| Superior               | 38,911,200           | 38,911,200                   | 49.63                                      | 1.0000                           | 1.1879                           |
| Sylvan                 | 3,306,000            | 3,306,000                    | 49.92                                      | 1.0000                           | 0.1009                           |
| Webster                | 1,595,800            | 1,595,800                    | 49.60                                      | 1.0000                           | 0.0487                           |
| York                   | 5,493,500            | 5,493,500                    | 49.96                                      | 1.0000                           | 0.1677                           |
| Ypsilanti              | 218,430,100          | 218,430,100                  | 49.76                                      | 1.0000                           | 6.6684                           |
| <b>TOTAL TOWNSHIPS</b> | <b>1,196,329,209</b> | <b>1,196,329,209</b>         |  |                                  | <b>36.5225</b>                   |
| <b>TOTAL COUNTY</b>    | <b>3,275,590,609</b> | <b>3,275,590,609</b>         |  |                                  | <b>100.0000</b>                  |



## 2014 TOTAL COUNTY COMMERCIAL



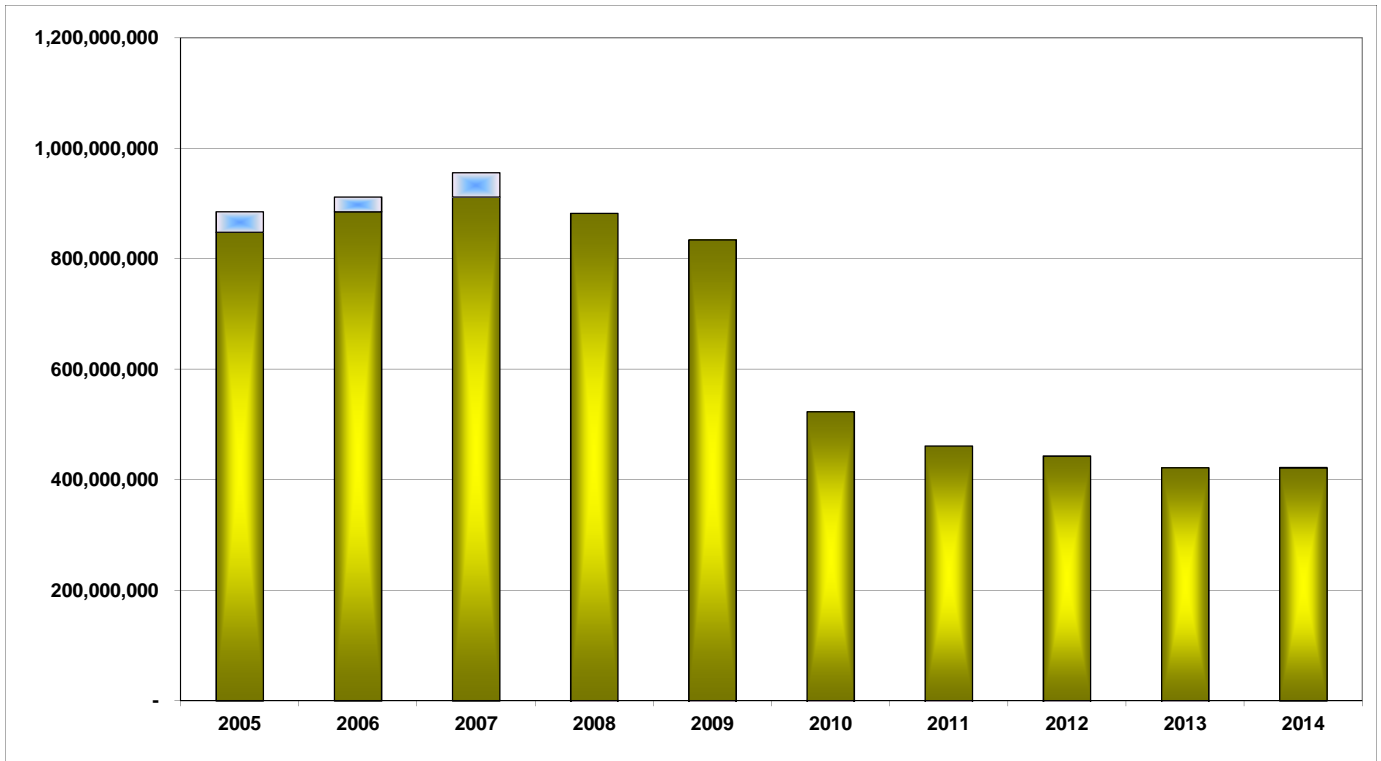
| Year                 | 2005          | 2006          | 2007          | 2008          | 2009          | 2010          | 2011          | 2012          | 2013          | 2014          |
|----------------------|---------------|---------------|---------------|---------------|---------------|---------------|---------------|---------------|---------------|---------------|
| Total S.E.V.         | 3,106,080,640 | 3,278,325,690 | 3,454,743,680 | 3,681,923,121 | 3,692,629,546 | 3,541,600,760 | 3,205,237,855 | 3,082,080,078 | 3,150,373,822 | 3,275,590,609 |
| Change In S.E.V.     | 285,746,050   | 172,245,050   | 176,417,990   | 227,179,441   | 10,706,425    | (151,028,786) | (336,362,905) | (123,157,777) | 68,293,744    | 125,216,787   |
| Percentage Of Change | 10.13%        | 5.55%         | 5.38%         | 6.58%         | 0.29%         | -4.09%        | -9.50%        | -3.84%        | 2.22%         | 3.97%         |
| C.P.I.               | 2.30%         | 3.30%         | 3.70%         | 2.30%         | 4.40%         | -0.30%        | 1.70%         | 2.70%         | 2.40%         | 1.60%         |

## WASHTENAW COUNTY 2014 GENERAL TAX EQUALIZATION

|                     |
|---------------------|
| CLASS<br>INDUSTRIAL |
|---------------------|

|                        | 2014               |                              |  |                                  |                                  |
|------------------------|--------------------|------------------------------|--|----------------------------------|----------------------------------|
|                        | ASSESSED<br>VALUE  | COUNTY<br>EQUALIZED<br>VALUE | RATIO<br>ASSESSED TO<br>TRUE CASH<br>VALUE | COUNTY<br>EQUALIZATION<br>FACTOR | PERCENTAGE<br>OF COUNTY<br>TOTAL |
| <b>CITIES</b>          |                    |                              |  |                                  |                                  |
| Ann Arbor              | 42,283,200         | 42,283,200                   | 49.76                                      | 1.0000                           | 10.0162                          |
| Chelsea                | 12,923,400         | 12,923,400                   | 49.80                                      | 1.0000                           | 3.0614                           |
| Milan                  | 1,560,500          | 1,560,500                    | 49.72                                      | 1.0000                           | 0.3697                           |
| Saline                 | 27,111,100         | 27,111,100                   | 49.83                                      | 1.0000                           | 6.4222                           |
| Ypsilanti              | 9,529,400          | 9,529,400                    | 49.63                                      | 1.0000                           | 2.2574                           |
| <b>TOTAL CITIES</b>    | <b>93,407,600</b>  | <b>93,407,600</b>            |  |                                  | <b>22.1268</b>                   |
| <b>TOWNSHIPS</b>       |                    |                              |  |                                  |                                  |
| Ann Arbor              | 52,431,140         | 52,431,140                   | 49.74                                      | 1.0000                           | 12.4201                          |
| Augusta                | 994,050            | 994,050                      | 49.80                                      | 1.0000                           | 0.2355                           |
| Bridgewater            | 556,100            | 556,100                      | 49.97                                      | 1.0000                           | 0.1317                           |
| Dexter                 | 824,800            | 824,800                      | 49.90                                      | 1.0000                           | 0.1954                           |
| Freedom                | 5,557,800          | 5,557,800                    | 49.49                                      | 1.0000                           | 1.3166                           |
| Lima                   | 2,279,938          | 2,279,938                    | 49.45                                      | 1.0000                           | 0.5401                           |
| Lodi                   | 1,441,200          | 1,441,200                    | 49.71                                      | 1.0000                           | 0.3414                           |
| Lyndon                 | 722,200            | 722,200                      | 49.96                                      | 1.0000                           | 0.1711                           |
| Manchester             | 3,729,600          | 3,729,600                    | 49.84                                      | 1.0000                           | 0.8835                           |
| Northfield             | 8,476,000          | 8,476,000                    | 49.87                                      | 1.0000                           | 2.0078                           |
| Pittsfield             | 51,163,300         | 51,163,300                   | 49.98                                      | 1.0000                           | 12.1198                          |
| Salem                  | 20,908,300         | 20,908,300                   | 49.79                                      | 1.0000                           | 4.9529                           |
| Saline                 | 1,003,500          | 1,003,500                    | 49.89                                      | 1.0000                           | 0.2377                           |
| Scio                   | 101,858,300        | 101,858,300                  | 49.76                                      | 1.0000                           | 24.1287                          |
| Sharon                 | 0                  | 0                            | 50.00                                      | 0.0000                           | 0.0000                           |
| Superior               | 4,435,200          | 4,435,200                    | 49.73                                      | 1.0000                           | 1.0506                           |
| Sylvan                 | 17,688,200         | 17,688,200                   | 49.99                                      | 1.0000                           | 4.1901                           |
| Webster                | 2,848,100          | 2,848,100                    | 49.84                                      | 1.0000                           | 0.6747                           |
| York                   | 12,366,100         | 12,366,100                   | 49.98                                      | 1.0000                           | 2.9293                           |
| Ypsilanti              | 39,455,100         | 39,455,100                   | 49.86                                      | 1.0000                           | 9.3463                           |
| <b>TOTAL TOWNSHIPS</b> | <b>328,738,928</b> | <b>328,738,928</b>           |  |                                  | <b>77.8732</b>                   |
| <b>TOTAL COUNTY</b>    | <b>422,146,528</b> | <b>422,146,528</b>           |  |                                  | <b>100.0000</b>                  |

## 2014 TOTAL COUNTY INDUSTRIAL



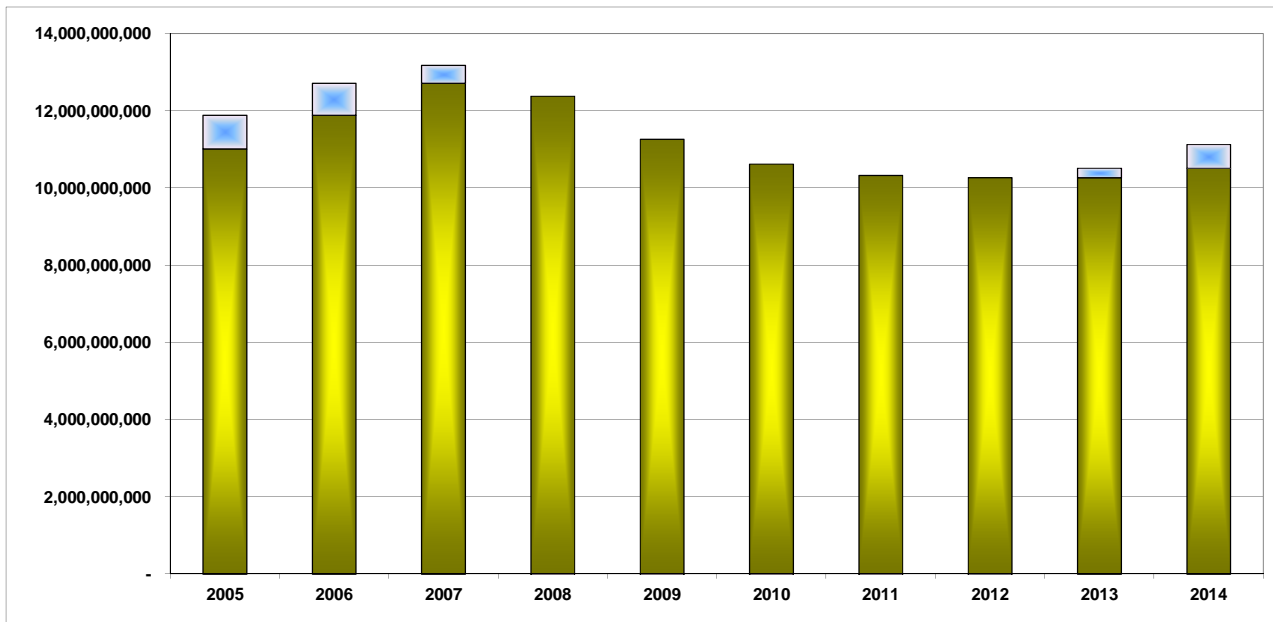
| Year                 | 2005        | 2006        | 2007        | 2008         | 2009         | 2010          | 2011         | 2012         | 2013         | 2014        |
|----------------------|-------------|-------------|-------------|--------------|--------------|---------------|--------------|--------------|--------------|-------------|
| Total S.E.V.         | 885,396,502 | 912,147,230 | 955,904,700 | 882,303,740  | 834,222,090  | 523,122,733   | 461,279,723  | 442,896,446  | 421,721,241  | 422,146,528 |
| Change In S.E.V.     | 37,016,937  | 26,750,728  | 43,757,470  | (73,600,960) | (48,081,650) | (311,099,357) | (61,843,010) | (18,383,277) | (21,175,205) | 425,287     |
| Percentage Of Change | 4.36%       | 3.02%       | 4.80%       | -7.70%       | -5.45%       | -37.29%       | -11.82%      | -3.99%       | -4.78%       | 0.10%       |
| C.P.I.               | 2.30%       | 3.30%       | 3.70%       | 2.30%        | 4.40%        | -0.30%        | 1.70%        | 2.70%        | 2.40%        | 1.60%       |

## WASHTENAW COUNTY 2014 GENERAL TAX EQUALIZATION

|                             |
|-----------------------------|
| CLASS<br><b>RESIDENTIAL</b> |
|-----------------------------|

|                        | 2014                  |                              |  |                                  |                                  |
|------------------------|-----------------------|------------------------------|--|----------------------------------|----------------------------------|
|                        | ASSESSED<br>VALUE     | COUNTY<br>EQUALIZED<br>VALUE | RATIO<br>ASSESSED TO<br>TRUE CASH<br>VALUE | COUNTY<br>EQUALIZATION<br>FACTOR | PERCENTAGE<br>OF COUNTY<br>TOTAL |
| <b>CITIES</b>          |                       |                              |  |                                  |                                  |
| Ann Arbor              | 3,652,148,600         | 3,652,148,600                | 49.84                                      | 1.0000                           | 32.8232                          |
| Chelsea                | 157,233,790           | 157,233,790                  | 49.42                                      | 1.0000                           | 1.4131                           |
| Milan                  | 73,354,400            | 73,354,400                   | 49.78                                      | 1.0000                           | 0.6593                           |
| Saline                 | 280,769,100           | 280,769,100                  | 49.97                                      | 1.0000                           | 2.5234                           |
| Ypsilanti              | 202,870,968           | 202,870,968                  | 49.74                                      | 1.0000                           | 1.8233                           |
| <b>TOTAL CITIES</b>    | <b>4,366,376,858</b>  | <b>4,366,376,858</b>         |  |                                  | <b>39.2422</b>                   |
| <b>TOWNSHIPS</b>       |                       |                              |  |                                  |                                  |
| Ann Arbor              | 338,900,050           | 338,900,050                  | 49.76                                      | 1.0000                           | 3.0458                           |
| Augusta                | 174,303,461           | 174,303,461                  | 49.55                                      | 1.0000                           | 1.5665                           |
| Bridgewater            | 63,033,200            | 63,033,200                   | 49.96                                      | 1.0000                           | 0.5665                           |
| Dexter                 | 333,179,300           | 333,179,300                  | 49.74                                      | 1.0000                           | 2.9944                           |
| Freedom                | 61,232,100            | 61,232,100                   | 49.70                                      | 1.0000                           | 0.5503                           |
| Lima                   | 156,325,308           | 156,325,308                  | 49.45                                      | 1.0000                           | 1.4050                           |
| Lodi                   | 346,206,150           | 346,206,150                  | 49.73                                      | 1.0000                           | 3.1115                           |
| Lyndon                 | 127,359,600           | 127,359,600                  | 49.65                                      | 1.0000                           | 1.1446                           |
| Manchester             | 151,519,150           | 151,519,150                  | 49.76                                      | 1.0000                           | 1.3618                           |
| Northfield             | 275,802,570           | 275,802,570                  | 49.92                                      | 1.0000                           | 2.4787                           |
| Pittsfield             | 1,135,219,100         | 1,135,219,100                | 49.45                                      | 1.0000                           | 10.2026                          |
| Salem                  | 302,541,470           | 302,541,470                  | 49.45                                      | 1.0000                           | 2.7190                           |
| Saline                 | 57,285,600            | 57,285,600                   | 49.82                                      | 1.0000                           | 0.5148                           |
| Scio                   | 992,860,400           | 992,860,400                  | 49.28                                      | 1.0000                           | 8.9232                           |
| Sharon                 | 66,091,400            | 66,091,400                   | 49.77                                      | 1.0000                           | 0.5940                           |
| Superior               | 507,991,100           | 507,991,100                  | 49.55                                      | 1.0000                           | 4.5655                           |
| Sylvan                 | 145,893,900           | 145,893,900                  | 49.88                                      | 1.0000                           | 1.3112                           |
| Webster                | 391,272,222           | 391,272,222                  | 49.11                                      | 1.0000                           | 3.5165                           |
| York                   | 317,466,800           | 317,466,800                  | 49.67                                      | 1.0000                           | 2.8532                           |
| Ypsilanti              | 815,875,080           | 815,875,080                  | 49.80                                      | 1.0000                           | 7.3326                           |
| <b>TOTAL TOWNSHIPS</b> | <b>6,760,357,961</b>  | <b>6,760,357,961</b>         |  |                                  | <b>60.7578</b>                   |
| <b>TOTAL COUNTY</b>    | <b>11,126,734,819</b> | <b>11,126,734,819</b>        |  |                                  | <b>100.0000</b>                  |

## 2014 TOTAL COUNTY RESIDENTIAL



| Year                 | 2005           | 2006           | 2007           | 2008           | 2009            | 2010           | 2011           | 2012           | 2013           | 2014           |
|----------------------|----------------|----------------|----------------|----------------|-----------------|----------------|----------------|----------------|----------------|----------------|
| Total S.E.V.         | 11,886,410,386 | 12,712,166,164 | 13,180,821,892 | 12,377,702,661 | 11,260,432,454  | 10,619,743,038 | 10,328,382,195 | 10,269,352,242 | 10,512,640,729 | 11,126,734,819 |
| Change in S.E.V.     | 870,132,129    | 825,755,778    | 468,655,728    | (803,119,231)  | (1,117,270,207) | (640,689,416)  | (291,360,843)  | (59,029,953)   | 243,288,487    | 614,094,090    |
| Percentage Of Change | 7.90%          | 6.95%          | 3.69%          | -6.09%         | -9.03%          | -5.69%         | -2.74%         | -0.57%         | 2.37%          | 5.84%          |
| C.P.I.               | 2.30%          | 3.30%          | 3.70%          | 2.30%          | 4.40%           | -0.30%         | 1.70%          | 2.70%          | 2.40%          | 1.60%          |

## WASHTENAW COUNTY 2014 GENERAL TAX EQUALIZATION

|                                |
|--------------------------------|
| CLASS<br><b>TIMBER-CUTOVER</b> |
|--------------------------------|

|                        | 2014              |                              |  |                                  |                                  |
|------------------------|-------------------|------------------------------|--|----------------------------------|----------------------------------|
|                        | ASSESSED<br>VALUE | COUNTY<br>EQUALIZED<br>VALUE | RATIO<br>ASSESSED TO<br>TRUE CASH<br>VALUE | COUNTY<br>EQUALIZATION<br>FACTOR | PERCENTAGE<br>OF COUNTY<br>TOTAL |
| <b>CITIES</b>          |                   |                              |  |                                  |                                  |
| Ann Arbor              | 0                 | 0                            | 0.00                                       | 0.0000                           | 0.0000                           |
| Chelsea                | 0                 | 0                            | 0.00                                       | 0.0000                           | 0.0000                           |
| Milan                  | 0                 | 0                            | 0.00                                       | 0.0000                           | 0.0000                           |
| Saline                 | 0                 | 0                            | 0.00                                       | 0.0000                           | 0.0000                           |
| Ypsilanti              | 0                 | 0                            | 0.00                                       | 0.0000                           | 0.0000                           |
| <b>TOTAL CITIES</b>    | <b>0</b>          | <b>0</b>                     |  |                                  | <b>0.0000</b>                    |
| <b>TOWNSHIPS</b>       |                   |                              |  |                                  |                                  |
| Ann Arbor              | 0                 | 0                            | 0.00                                       | 0.0000                           | 0.0000                           |
| Augusta                | 0                 | 0                            | 0.00                                       | 0.0000                           | 0.0000                           |
| Bridgewater            | 0                 | 0                            | 0.00                                       | 0.0000                           | 0.0000                           |
| Dexter                 | 0                 | 0                            | 0.00                                       | 0.0000                           | 0.0000                           |
| Freedom                | 0                 | 0                            | 0.00                                       | 0.0000                           | 0.0000                           |
| Lima                   | 0                 | 0                            | 0.00                                       | 0.0000                           | 0.0000                           |
| Lodi                   | 0                 | 0                            | 0.00                                       | 0.0000                           | 0.0000                           |
| Lyndon                 | 0                 | 0                            | 0.00                                       | 0.0000                           | 0.0000                           |
| Manchester             | 0                 | 0                            | 0.00                                       | 0.0000                           | 0.0000                           |
| Northfield             | 0                 | 0                            | 0.00                                       | 0.0000                           | 0.0000                           |
| Pittsfield             | 0                 | 0                            | 0.00                                       | 0.0000                           | 0.0000                           |
| Salem                  | 0                 | 0                            | 0.00                                       | 0.0000                           | 0.0000                           |
| Saline                 | 0                 | 0                            | 0.00                                       | 0.0000                           | 0.0000                           |
| Scio                   | 0                 | 0                            | 0.00                                       | 0.0000                           | 0.0000                           |
| Sharon                 | 0                 | 0                            | 0.00                                       | 0.0000                           | 0.0000                           |
| Superior               | 0                 | 0                            | 0.00                                       | 0.0000                           | 0.0000                           |
| Sylvan                 | 0                 | 0                            | 0.00                                       | 0.0000                           | 0.0000                           |
| Webster                | 0                 | 0                            | 0.00                                       | 0.0000                           | 0.0000                           |
| York                   | 0                 | 0                            | 0.00                                       | 0.0000                           | 0.0000                           |
| Ypsilanti              | 0                 | 0                            | 0.00                                       | 0.0000                           | 0.0000                           |
| <b>TOTAL TOWNSHIPS</b> | <b>0</b>          | <b>0</b>                     |  |                                  | <b>0.0000</b>                    |
| <b>TOTAL COUNTY</b>    | <b>0</b>          | <b>0</b>                     |  |                                  | <b>0.0000</b>                    |

This page intentionally left blank

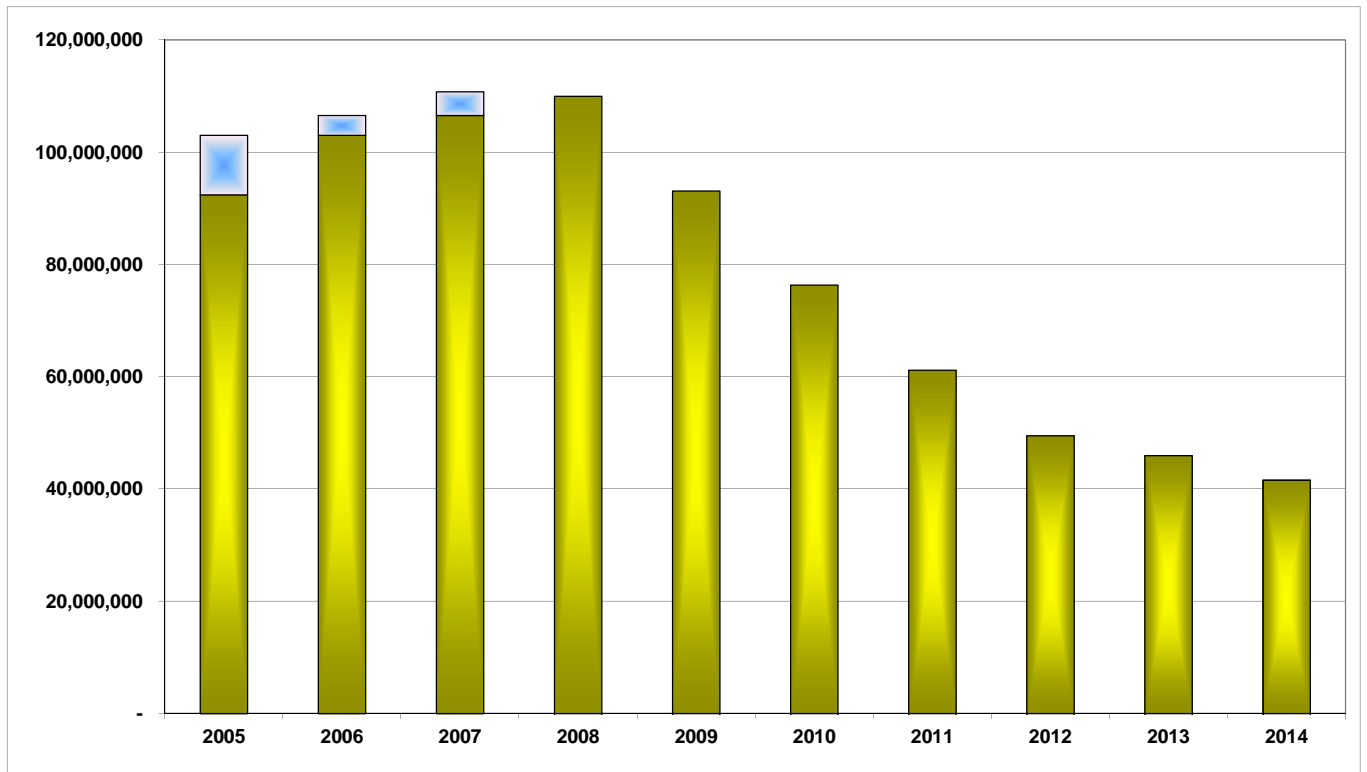
## WASHTENAW COUNTY 2014 GENERAL TAX EQUALIZATION

|                               |
|-------------------------------|
| CLASS<br><b>DEVELOPMENTAL</b> |
|-------------------------------|

|                        | 2014              |                              |  |                                  |                                  |
|------------------------|-------------------|------------------------------|--|----------------------------------|----------------------------------|
|                        | ASSESSED<br>VALUE | COUNTY<br>EQUALIZED<br>VALUE | RATIO<br>ASSESSED TO<br>TRUE CASH<br>VALUE | COUNTY<br>EQUALIZATION<br>FACTOR | PERCENTAGE<br>OF COUNTY<br>TOTAL |
| <b>CITIES</b>          |                   |                              |  |                                  |                                  |
| Ann Arbor              | 0                 | 0                            | 0.00                                       | 0.0000                           | 0.0000                           |
| Chelsea                | 0                 | 0                            | 0.00                                       | 0.0000                           | 0.0000                           |
| Milan                  | 0                 | 0                            | 0.00                                       | 0.0000                           | 0.0000                           |
| Saline                 | 0                 | 0                            | 0.00                                       | 0.0000                           | 0.0000                           |
| Ypsilanti              | 0                 | 0                            | 0.00                                       | 0.0000                           | 0.0000                           |
| <b>TOTAL CITIES</b>    | <b>0</b>          | <b>0</b>                     |  |                                  | <b>0.0000</b>                    |
| <b>TOWNSHIPS</b>       |                   |                              |  |                                  |                                  |
| Ann Arbor              | 0                 | 0                            | 0.00                                       | 0.0000                           | 0.0000                           |
| Augusta                | 0                 | 0                            | 0.00                                       | 0.0000                           | 0.0000                           |
| Bridgewater            | 0                 | 0                            | 0.00                                       | 0.0000                           | 0.0000                           |
| Dexter                 | 0                 | 0                            | 0.00                                       | 0.0000                           | 0.0000                           |
| Freedom                | 0                 | 0                            | 0.00                                       | 1.0000                           | 0.0000                           |
| Lima                   | 0                 | 0                            | 0.00                                       | 0.0000                           | 0.0000                           |
| Lodi                   | 0                 | 0                            | 0.00                                       | 0.0000                           | 0.0000                           |
| Lyndon                 | 0                 | 0                            | 0.00                                       | 0.0000                           | 0.0000                           |
| Manchester             | 0                 | 0                            | 0.00                                       | 0.0000                           | 0.0000                           |
| Northfield             | 11,517,700        | 11,517,700                   | 49.76                                      | 1.0000                           | 27.6972                          |
| Pittsfield             | 3,997,300         | 3,997,300                    | 49.83                                      | 1.0000                           | 9.6125                           |
| Salem                  | 0                 | 0                            | 0.00                                       | 0.0000                           | 0.0000                           |
| Saline                 | 0                 | 0                            | 0.00                                       | 0.0000                           | 0.0000                           |
| Scio                   | 12,486,000        | 12,486,000                   | 49.94                                      | 1.0000                           | 30.0257                          |
| Sharon                 | 0                 | 0                            | 0.00                                       | 0.0000                           | 0.0000                           |
| Superior               | 0                 | 0                            | 0.00                                       | 0.0000                           | 0.0000                           |
| Sylvan                 | 4,597,300         | 4,597,300                    | 49.85                                      | 1.0000                           | 11.0553                          |
| Webster                | 0                 | 0                            | 0.00                                       | 0.0000                           | 0.0000                           |
| York                   | 8,986,100         | 8,986,100                    | 49.85                                      | 1.0000                           | 21.6093                          |
| Ypsilanti              | 0                 | 0                            | 0.00                                       | 0.0000                           | 0.0000                           |
| <b>TOTAL TOWNSHIPS</b> | <b>41,584,400</b> | <b>41,584,400</b>            |  |                                  | <b>100.0000</b>                  |
| <b>TOTAL COUNTY</b>    | <b>41,584,400</b> | <b>41,584,400</b>            |  |                                  | <b>100.0000</b>                  |



## 2014 TOTAL COUNTY DEVELOPMENTAL



| Year                 | 2005        | 2006        | 2007        | 2008        | 2009         | 2010         | 2011         | 2012         | 2013        | 2014        |
|----------------------|-------------|-------------|-------------|-------------|--------------|--------------|--------------|--------------|-------------|-------------|
| Total S.E.V.         | 103,025,350 | 106,570,400 | 110,788,140 | 109,980,300 | 93,128,800   | 76,361,500   | 61,189,700   | 49,493,300   | 45,968,620  | 41,584,400  |
| Change in S.E.V.     | 10,633,690  | 3,545,050   | 4,217,740   | (807,840)   | (16,851,500) | (16,767,300) | (15,171,800) | (11,696,400) | (3,524,680) | (4,384,220) |
| Percentage Of Change | 11.51%      | 3.44%       | 3.96%       | -0.73%      | -15.32%      | -18.00%      | -19.87%      | -19.11%      | -7.12%      | -9.54%      |
| C.P.I.               | 2.30%       | 3.30%       | 3.70%       | 2.30%       | 4.40%        | -0.30%       | 1.70%        | 2.70%        | 2.40%       | 1.60%       |

## WASHTENAW COUNTY 2014 GENERAL TAX EQUALIZATION

|                              |
|------------------------------|
| CLASS<br>TOTAL REAL PROPERTY |
|------------------------------|

|                        | 2014                  |                              |                                  |
|------------------------|-----------------------|------------------------------|----------------------------------|
|                        | ASSESSED<br>VALUE     | COUNTY<br>EQUALIZED<br>VALUE | PERCENTAGE<br>OF COUNTY<br>TOTAL |
| <b>CITIES</b>          |                       |                              |                                  |
| Ann Arbor              | 5,560,104,200         | 5,560,104,200                | 36.2433                          |
| Chelsea                | 225,053,090           | 225,053,090                  | 1.4670                           |
| Milan                  | 89,748,200            | 89,748,200                   | 0.5850                           |
| Saline                 | 369,008,700           | 369,008,700                  | 2.4054                           |
| Ypsilanti              | 295,131,668           | 295,131,668                  | 1.9238                           |
| <b>TOTAL CITIES</b>    | <b>6,539,045,858</b>  | <b>6,539,045,858</b>         | <b>42.6245</b>                   |
| <b>TOWNSHIPS</b>       |                       |                              |                                  |
| Ann Arbor              | 493,245,350           | 493,245,350                  | 3.2152                           |
| Augusta                | 205,707,111           | 205,707,111                  | 1.3409                           |
| Bridgewater            | 99,060,300            | 99,060,300                   | 0.6457                           |
| Dexter                 | 351,417,900           | 351,417,900                  | 2.2907                           |
| Freedom                | 104,089,500           | 104,089,500                  | 0.6785                           |
| Lima                   | 205,454,312           | 205,454,312                  | 1.3392                           |
| Lodi                   | 400,061,750           | 400,061,750                  | 2.6078                           |
| Lyndon                 | 136,107,250           | 136,107,250                  | 0.8872                           |
| Manchester             | 187,171,100           | 187,171,100                  | 1.2201                           |
| Northfield             | 355,092,940           | 355,092,940                  | 2.3147                           |
| Pittsfield             | 1,705,677,400         | 1,705,677,400                | 11.1184                          |
| Salem                  | 370,463,670           | 370,463,670                  | 2.4149                           |
| Saline                 | 108,471,100           | 108,471,100                  | 0.7071                           |
| Scio                   | 1,331,104,000         | 1,331,104,000                | 8.6767                           |
| Sharon                 | 103,832,400           | 103,832,400                  | 0.6768                           |
| Superior               | 573,995,900           | 573,995,900                  | 3.7416                           |
| Sylvan                 | 189,014,500           | 189,014,500                  | 1.2321                           |
| Webster                | 432,127,771           | 432,127,771                  | 2.8168                           |
| York                   | 372,542,700           | 372,542,700                  | 2.4284                           |
| Ypsilanti              | 1,077,369,180         | 1,077,369,180                | 7.0228                           |
| <b>TOTAL TOWNSHIPS</b> | <b>8,802,006,134</b>  | <b>8,802,006,134</b>         | <b>57.3755</b>                   |
| <b>TOTAL COUNTY</b>    | <b>15,341,051,992</b> | <b>15,341,051,992</b>        | <b>100.0000</b>                  |

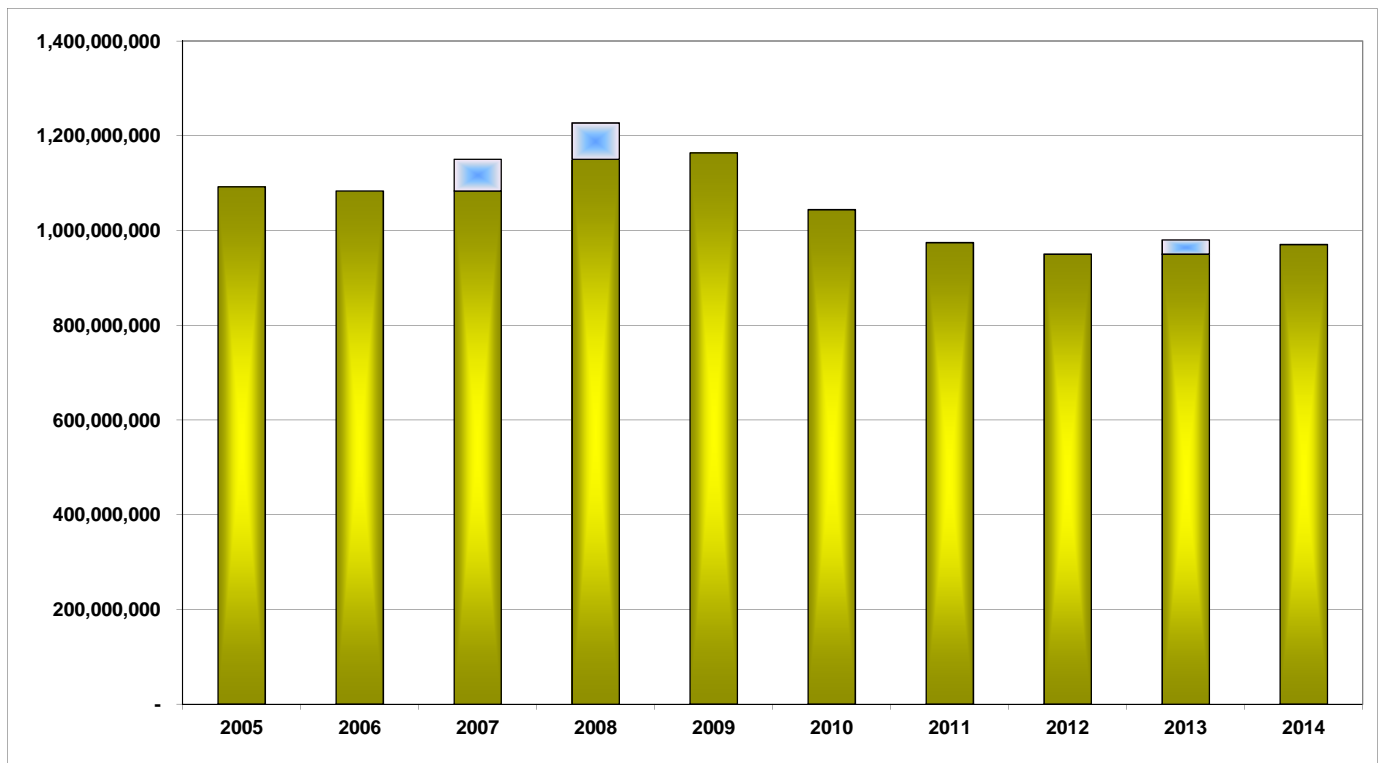
This page intentionally left blank

## WASHTENAW COUNTY 2014 GENERAL TAX EQUALIZATION

|                                   |
|-----------------------------------|
| CLASS<br><b>PERSONAL PROPERTY</b> |
|-----------------------------------|

|                        | 2014               |                              |  |                                  |                                  |
|------------------------|--------------------|------------------------------|--|----------------------------------|----------------------------------|
|                        | ASSESSED<br>VALUE  | COUNTY<br>EQUALIZED<br>VALUE | RATIO<br>ASSESSED TO<br>TRUE CASH<br>VALUE | COUNTY<br>EQUALIZATION<br>FACTOR | PERCENTAGE<br>OF COUNTY<br>TOTAL |
| <b>CITIES</b>          |                    |                              |  |                                  |                                  |
| Ann Arbor              | 230,309,300        | 230,309,300                  | 50.00                                      | 1.0000                           | 23.7281                          |
| Chelsea                | 25,815,520         | 25,815,520                   | 50.00                                      | 1.0000                           | 2.6597                           |
| Milan                  | 8,269,801          | 8,269,801                    | 50.00                                      | 1.0000                           | 0.8520                           |
| Saline                 | 57,158,700         | 57,158,700                   | 50.00                                      | 1.0000                           | 5.8889                           |
| Ypsilanti              | 16,460,800         | 16,460,800                   | 50.00                                      | 1.0000                           | 1.6959                           |
| <b>TOTAL CITIES</b>    | <b>338,014,121</b> | <b>338,014,121</b>           |  |                                  | <b>34.8247</b>                   |
| <b>TOWNSHIPS</b>       |                    |                              |  |                                  |                                  |
| Ann Arbor              | 54,503,630         | 54,503,630                   | 50.00                                      | 1.0000                           | 5.6154                           |
| Augusta                | 13,729,300         | 13,729,300                   | 50.00                                      | 1.0000                           | 1.4145                           |
| Bridgewater            | 5,474,300          | 5,474,300                    | 50.00                                      | 1.0000                           | 0.5640                           |
| Dexter                 | 18,852,200         | 18,852,200                   | 50.00                                      | 1.0000                           | 1.9423                           |
| Freedom                | 23,514,200         | 23,514,200                   | 50.00                                      | 1.0000                           | 2.4226                           |
| Lima                   | 14,851,474         | 14,851,474                   | 50.00                                      | 1.0000                           | 1.5301                           |
| Lodi                   | 11,007,500         | 11,007,500                   | 50.00                                      | 1.0000                           | 1.1341                           |
| Lyndon                 | 10,933,300         | 10,933,300                   | 50.00                                      | 1.0000                           | 1.1264                           |
| Manchester             | 15,997,900         | 15,997,900                   | 50.00                                      | 1.0000                           | 1.6482                           |
| Northfield             | 16,634,110         | 16,634,110                   | 50.00                                      | 1.0000                           | 1.7138                           |
| Pittsfield             | 116,147,300        | 116,147,300                  | 50.00                                      | 1.0000                           | 11.9663                          |
| Salem                  | 29,411,000         | 29,411,000                   | 50.00                                      | 1.0000                           | 3.0301                           |
| Saline                 | 10,034,700         | 10,034,700                   | 50.00                                      | 1.0000                           | 1.0338                           |
| Scio                   | 107,475,600        | 107,475,600                  | 50.00                                      | 1.0000                           | 11.0729                          |
| Sharon                 | 3,616,090          | 3,616,090                    | 50.00                                      | 1.0000                           | 0.3726                           |
| Superior               | 27,752,890         | 27,752,890                   | 50.00                                      | 1.0000                           | 2.8593                           |
| Sylvan                 | 21,707,300         | 21,707,300                   | 50.00                                      | 1.0000                           | 2.2364                           |
| Webster                | 11,680,300         | 11,680,300                   | 50.00                                      | 1.0000                           | 1.2034                           |
| York                   | 19,303,200         | 19,303,200                   | 50.00                                      | 1.0000                           | 1.9888                           |
| Ypsilanti              | 99,976,200         | 99,976,200                   | 50.00                                      | 1.0000                           | 10.3003                          |
| <b>TOTAL TOWNSHIPS</b> | <b>632,602,494</b> | <b>632,602,494</b>           |  |                                  | <b>65.1753</b>                   |
| <b>TOTAL COUNTY</b>    | <b>970,616,615</b> | <b>970,616,615</b>           |  |                                  | <b>100.0000</b>                  |

## 2014 TOTAL COUNTY PERSONAL PROPERTY

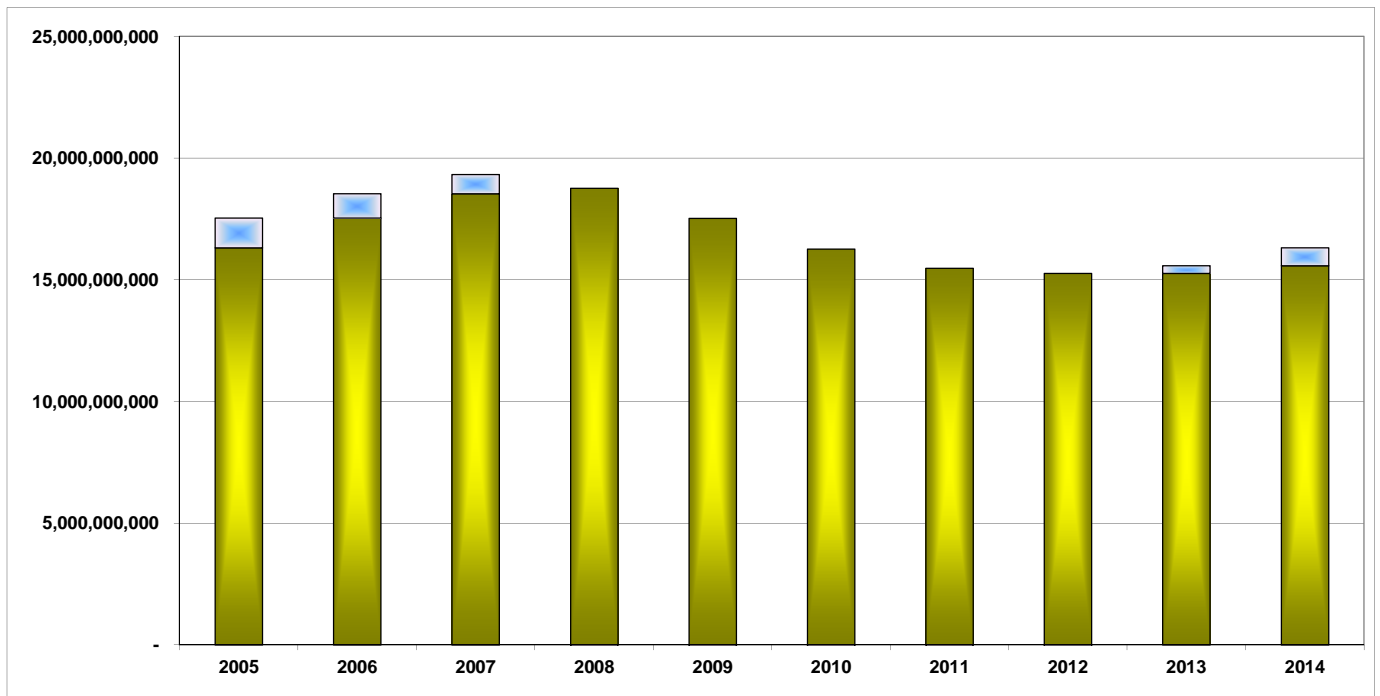


| Year                 | 2005          | 2006          | 2007          | 2008          | 2009          | 2010          | 2011         | 2012         | 2013        | 2014        |
|----------------------|---------------|---------------|---------------|---------------|---------------|---------------|--------------|--------------|-------------|-------------|
| Total S.E.V.         | 1,092,596,124 | 1,083,615,102 | 1,150,417,245 | 1,227,323,818 | 1,163,962,596 | 1,044,135,446 | 974,550,842  | 950,268,880  | 980,158,140 | 970,616,615 |
| Change In S.E.V.     | (4,160,918)   | (8,981,022)   | 66,802,143    | 76,906,573    | (63,361,222)  | (119,827,150) | (69,584,604) | (24,281,962) | 29,889,260  | (9,541,525) |
| Percentage Of Change | -0.38%        | -0.82%        | 6.16%         | 6.69%         | -5.16%        | -10.29%       | -6.66%       | -2.49%       | 3.15%       | -0.97%      |
| C.P.I.               | 2.30%         | 3.30%         | 3.70%         | 2.30%         | 4.40%         | -0.30%        | 1.70%        | 2.70%        | 2.40%       | 1.60%       |

## WASHTENAW COUNTY 2014 GENERAL TAX EQUALIZATION

|                        | 2014                  |                              |                                  | CLASS<br>TOTAL REAL AND<br>PERSONAL PROPERTY |
|------------------------|-----------------------|------------------------------|----------------------------------|--|
|                        | ASSESSED<br>VALUE     | COUNTY<br>EQUALIZED<br>VALUE | PERCENTAGE<br>OF COUNTY<br>TOTAL |  |
| <b>CITIES</b>          |                       |                              |                                  |  |
| Ann Arbor              | 5,790,413,500         | 5,790,413,500                | 35.4986                          |  |
| Chelsea                | 250,868,610           | 250,868,610                  | 1.5380                           |  |
| Milan                  | 98,018,001            | 98,018,001                   | 0.6009                           |  |
| Saline                 | 426,167,400           | 426,167,400                  | 2.6127                           |  |
| Ypsilanti              | 311,592,468           | 311,592,468                  | 1.9102                           |  |
| <b>TOTAL CITIES</b>    | <b>6,877,059,979</b>  | <b>6,877,059,979</b>         | <b>42.1604</b>                   |  |
| <b>TOWNSHIPS</b>       |                       |                              |                                  |  |
| Ann Arbor              | 547,748,980           | 547,748,980                  | 3.3580                           |  |
| Augusta                | 219,436,411           | 219,436,411                  | 1.3453                           |  |
| Bridgewater            | 104,534,600           | 104,534,600                  | 0.6409                           |  |
| Dexter                 | 370,270,100           | 370,270,100                  | 2.2700                           |  |
| Freedom                | 127,603,700           | 127,603,700                  | 0.7823                           |  |
| Lima                   | 220,305,786           | 220,305,786                  | 1.3506                           |  |
| Lodi                   | 411,069,250           | 411,069,250                  | 2.5201                           |  |
| Lyndon                 | 147,040,550           | 147,040,550                  | 0.9014                           |  |
| Manchester             | 203,169,000           | 203,169,000                  | 1.2455                           |  |
| Northfield             | 371,727,050           | 371,727,050                  | 2.2789                           |  |
| Pittsfield             | 1,821,824,700         | 1,821,824,700                | 11.1688                          |  |
| Salem                  | 399,874,670           | 399,874,670                  | 2.4515                           |  |
| Saline                 | 118,505,800           | 118,505,800                  | 0.7265                           |  |
| Scio                   | 1,438,579,600         | 1,438,579,600                | 8.8193                           |  |
| Sharon                 | 107,448,490           | 107,448,490                  | 0.6587                           |  |
| Superior               | 601,748,790           | 601,748,790                  | 3.6891                           |  |
| Sylvan                 | 210,721,800           | 210,721,800                  | 1.2918                           |  |
| Webster                | 443,808,071           | 443,808,071                  | 2.7208                           |  |
| York                   | 391,845,900           | 391,845,900                  | 2.4022                           |  |
| Ypsilanti              | 1,177,345,380         | 1,177,345,380                | 7.2178                           |  |
| <b>TOTAL TOWNSHIPS</b> | <b>9,434,608,628</b>  | <b>9,434,608,628</b>         | <b>57.8396</b>                   |  |
| <b>TOTAL COUNTY</b>    | <b>16,311,668,607</b> | <b>16,311,668,607</b>        | <b>100.0000</b>                  |  |

## 2014 TOTAL COUNTY EQUALIZED VALUE



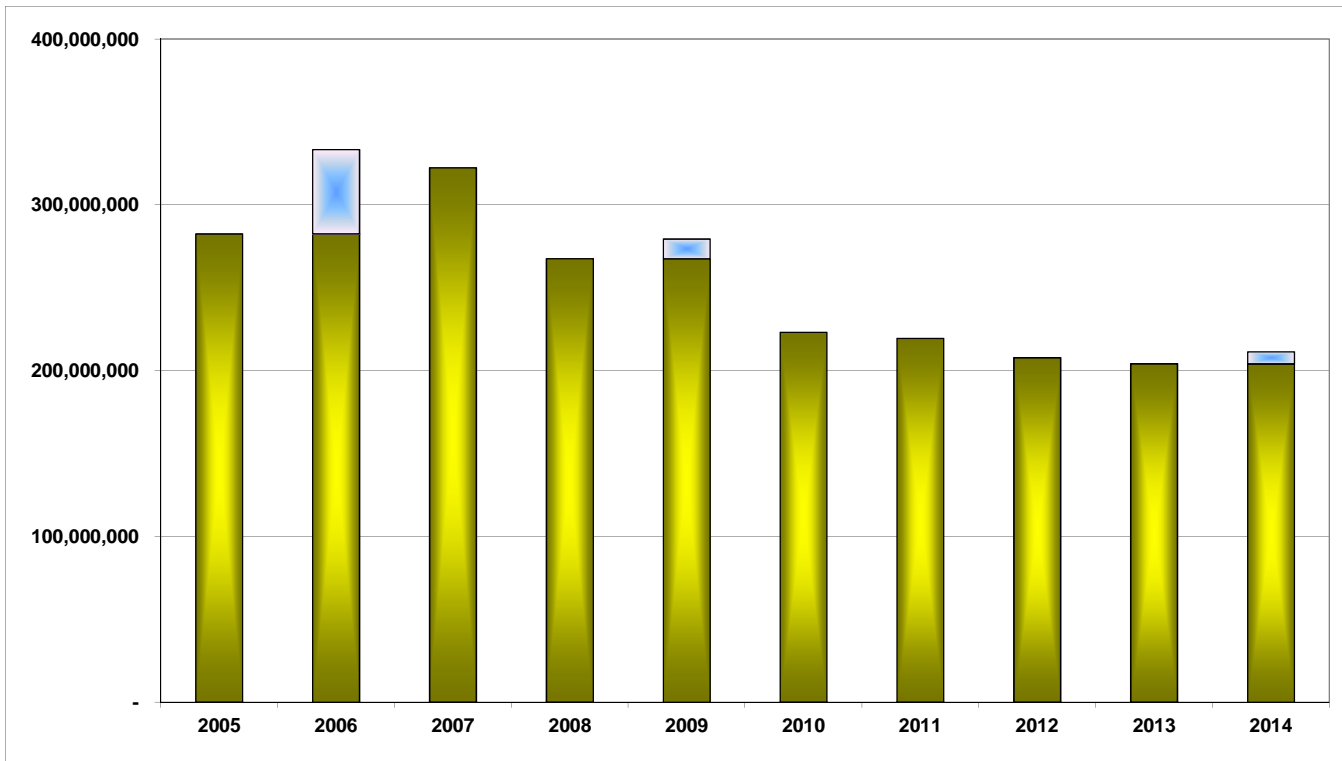
| Year                 | 2005           | 2006           | 2007           | 2008           | 2009            | 2010            | 2011           | 2012           | 2013           | 2014           |
|----------------------|----------------|----------------|----------------|----------------|-----------------|-----------------|----------------|----------------|----------------|----------------|
| Total S.E.V.         | 17,534,623,609 | 18,545,553,160 | 19,330,951,897 | 18,765,026,863 | 17,529,497,260  | 16,263,508,267  | 15,480,176,123 | 15,259,554,130 | 15,579,456,634 | 16,311,668,607 |
| Change In S.E.V.     | 1,219,637,892  | 1,010,929,551  | 785,398,737    | (565,925,034)  | (1,235,529,603) | (1,265,988,993) | (783,332,144)  | (220,621,993)  | 319,902,504    | 732,211,973    |
| Percentage Of Change | 7.48%          | 5.77%          | 4.23%          | -2.93%         | -6.58%          | -7.22%          | -4.82%         | -1.43%         | 2.10%          | 4.70%          |
| C.P.I.               | 2.30%          | 3.30%          | 3.70%          | 2.30%          | 4.40%           | -0.30%          | 1.70%          | 2.70%          | 2.40%          | 1.60%          |

## WASHTENAW COUNTY 2014 GENERAL TAX EQUALIZATION

|                   | 2014 ASSESSED VALUE      |           |             |
|-------------------|--------------------------|-----------|-------------|
|                   | INDUSTRIAL FACILITES TAX |           |             |
|                   | 1/2 RATE                 | FULL RATE | TOTAL       |
| <b>TOWNSHIPS:</b> |                          |           |             |
| Ann Arbor         | 5,734,040                | 0         | 5,734,040   |
| Augusta           | 0                        | 0         | 0           |
| Bridgewater       | 0                        | 0         | 0           |
| Dexter            | 0                        | 0         | 0           |
| Freedom           | 0                        | 0         | 0           |
| Lima              | 2,655,585                | 0         | 2,655,585   |
| Lodi              | 0                        | 0         | 0           |
| Lyndon            | 0                        | 0         | 0           |
| Manchester        | 4,735,850                | 0         | 4,735,850   |
| Northfield        | 1,725,600                | 0         | 1,725,600   |
| Pittsfield        | 14,739,700               | 0         | 14,739,700  |
| Salem             | 0                        | 0         | 0           |
| Saline            | 0                        | 0         | 0           |
| Scio              | 12,037,700               | 0         | 12,037,700  |
| Sharon            | 0                        | 0         | 0           |
| Superior          | 43,812,160               | 0         | 43,812,160  |
| Sylvan            | 0                        | 0         | 0           |
| Webster           | 4,610,200                | 0         | 4,610,200   |
| York              | 45,442,200               | 0         | 45,442,200  |
| Ypsilanti         | 18,090,600               |           | 18,090,600  |
| <b>CITIES:</b>    |                          |           |             |
| Ann Arbor         | 7,653,800                | 0         | 7,653,800   |
| Chelsea           | 10,858,120               | 0         | 10,858,120  |
| Milan             | 0                        | 0         | 0           |
| Saline            | 39,272,100               | 0         | 39,272,100  |
| Ypsilanti         | 0                        | 0         | 0           |
| Total             | 211,367,655              | 0         | 211,367,655 |



## 2014 TOTAL COUNTY I.F.T./C.F.T.



| Year                 | 2005        | 2006        | 2007         | 2008         | 2009        | 2010         | 2011        | 2012         | 2013        | 2014        |
|----------------------|-------------|-------------|--------------|--------------|-------------|--------------|-------------|--------------|-------------|-------------|
| Total S.E.V.         | 282,479,930 | 333,328,757 | 322,379,900  | 267,484,145  | 279,432,100 | 223,181,540  | 219,538,717 | 207,796,232  | 204,146,493 | 211,367,655 |
| Change In S.E.V.     | (1,262,770) | 50,848,827  | (10,948,857) | (54,895,755) | 11,947,955  | (56,250,560) | (3,642,823) | (11,742,485) | (3,649,739) | 7,221,162   |
| Percentage Of Change | -0.45%      | 18.00%      | -3.28%       | -17.03%      | 4.47%       | -20.13%      | -1.63%      | -5.35%       | -1.76%      | 3.54%       |
| C.P.I.               | 2.30%       | 3.30%       | 3.70%        | 2.30%        | 4.40%       | -0.30%       | 1.70%       | 2.70%        | 2.40%       | 1.60%       |

**WASHTENAW COUNTY  
2014 GENERAL TAX EQUALIZATION  
DNR - ACT 513 OF (PILT)**

|                   | 2014 ASSESSED VALUE |                   |
|-------------------|---------------------|-------------------|
|                   | Parcel Count        | Assessed Value    |
| <b>TOWNSHIPS:</b> |                     |                   |
| Ann Arbor         | 0                   | 0                 |
| Augusta           | 0                   | 0                 |
| Bridgewater       | 0                   | 0                 |
| Dexter            | 65                  | 11,023,300        |
| Freedom           | 0                   | 0                 |
| Lima              | 2                   | 464,900           |
| Lodi              | 0                   | 0                 |
| Lyndon            | 56                  | 22,902,700        |
| Manchester        | 0                   | 0                 |
| Northfield        | 1                   | 31,600            |
| Pittsfield        | 0                   | 0                 |
| Salem             | 0                   | 0                 |
| Saline            | 1                   | 10,000            |
| Scio              | 0                   | 0                 |
| Sharon            | 2                   | 2,891,600         |
| Superior          | 0                   | 0                 |
| Sylvan            | 14                  | 3,401,300         |
| Webster           | 0                   | 0                 |
| York              | 4                   | 17,800            |
| Ypsilanti         | 1                   | 108,800           |
| <b>CITIES:</b>    |                     |                   |
| Ann Arbor         | 0                   | 0                 |
| Chelsea           | 0                   | 0                 |
| Milan             | 0                   | 0                 |
| Saline            | 1                   | 137,300           |
| Ypsilanti         | 0                   | 0                 |
| <b>Total</b>      | <b>147</b>          | <b>40,989,300</b> |

# 2014 WASHTENAW COUNTY

## Active Parcels Only

|  | AGRICULTURAL REAL | COMMERCIAL REAL | INDUSTRIAL REAL | RESIDENTIAL REAL | DEVELOPMENTAL REAL<br>TIMBER CUTOVER | EXEMPT REAL | TOTAL REAL | AGRI PERSONAL | COMMERCIAL PERSONAL | INDUSTRIAL PERSONAL | RES PERSONAL | UTILITY PERSONAL | PERSONAL EXEMPT | TOTAL PERSONAL | TOTAL UNIT |
|--|-------------------|-----------------|-----------------|------------------|--------------------------------------|-------------|------------|---------------|---------------------|---------------------|--------------|------------------|-----------------|----------------|------------|
| <b>CITIES:</b>                                 |                   |                 |                 |                  |                                      |             |            |               |                     |                     |              |                  |                 |                |            |
| Ann Arbor                                      | 0                 | 2,044           | 93              | 27,738           | 0                                    | 0           | 1014       | 30,889        | 0                   | 5,029               | 28           | 0                | 4               | 413            | 36,363     |
| Chelsea City                                   | 0                 | 176             | 43              | 1,903            | 0                                    | 0           | 125        | 2,247         | 0                   | 417                 | 11           | 0                | 3               | 0              | 2,678      |
| Milan  | 0                 | 93              | 6               | 1,517            | 0                                    | 0           | 49         | 1,665         | 0                   | 196                 | 2            | 0                | 2               | 0              | 1,865      |
| Saline   | 0                 | 241             | 47              | 3,047            | 0                                    | 0           | 111        | 3,446         | 0                   | 540                 | 29           | 0                | 3               | 0              | 4,018      |
| Ypsilanti                                      | 0                 | 488             | 49              | 4,168            | 0                                    | 0           | 241        | 4,946         | 0                   | 612                 | 8            | 0                | 10              | 0              | 5,576      |
| <b>TOWNSHIPS:</b>                              |                   |                 |                 |                  |                                      |             |            |               |                     |                     |              |                  |                 |                |            |
| Ann Arbor                                      | 70                | 66              | 15              | 1,623            | 0                                    | 0           | 122        | 1,896         | 0                   | 196                 | 10           | 0                | 6               | 0              | 2,108      |
| Augusta  | 204               | 51              | 24              | 3,167            | 0                                    | 0           | 42         | 3,488         | 0                   | 119                 | 0            | 0                | 10              | 0              | 3,617      |
| Bridgewater                                    | 255               | 27              | 13              | 770              | 0                                    | 0           | 16         | 1,081         | 0                   | 55                  | 1            | 0                | 17              | 0              | 1,154      |
| Dexter   | 113               | 54              | 16              | 3,329            | 0                                    | 0           | 118        | 3,630         | 0                   | 66                  | 0            | 0                | 16              | 0              | 3,712      |
| Freedom  | 323               | 14              | 50              | 712              | 0                                    | 0           | 32         | 1,131         | 0                   | 51                  | 6            | 0                | 22              | 0              | 1,210      |
| Lima   | 256               | 39              | 23              | 1,490            | 0                                    | 0           | 57         | 1,865         | 0                   | 68                  | 6            | 0                | 13              | 0              | 1,952      |
| Lodi   | 177               | 59              | 11              | 2,306            | 0                                    | 0           | 218        | 2,771         | 0                   | 106                 | 2            | 0                | 9               | 0              | 2,888      |
| Lyndon   | 71                | 8               | 26              | 1,486            | 0                                    | 0           | 72         | 1,663         | 0                   | 42                  | 0            | 0                | 10              | 0              | 1,715      |
| Manchester                                     | 192               | 94              | 26              | 2,520            | 0                                    | 0           | 85         | 2,917         | 0                   | 136                 | 6            | 0                | 8               | 0              | 3,067      |
| Northfield                                     | 103               | 174             | 32              | 4,004            | 0                                    | 38          | 248        | 4,599         | 0                   | 233                 | 8            | 0                | 14              | 0              | 4,854      |
| Pittsfield                                     | 34                | 600             | 81              | 9,582            | 0                                    | 9           | 224        | 10,530        | 0                   | 1,405               | 37           | 0                | 15              | 0              | 11,987     |
| Salem  | 113               | 86              | 81              | 2,939            | 0                                    | 0           | 46         | 3,265         | 0                   | 231                 | 9            | 0                | 20              | 0              | 3,525      |
| Saline   | 316               | 25              | 11              | 901              | 0                                    | 0           | 9          | 1,262         | 0                   | 69                  | 2            | 0                | 32              | 0              | 1,365      |
| Scio   | 87                | 423             | 250             | 6,859            | 0                                    | 36          | 309        | 7,964         | 0                   | 1,173               | 89           | 0                | 13              | 0              | 9,239      |
| Sharon   | 319               | 38              | 0               | 739              | 0                                    | 0           | 43         | 1,139         | 0                   | 41                  | 6            | 0                | 14              | 0              | 1,200      |
| Superior                                       | 127               | 88              | 15              | 5,514            | 0                                    | 0           | 150        | 5,894         | 0                   | 260                 | 1            | 0                | 14              | 0              | 6,169      |
| Sylvan   | 184               | 14              | 24              | 1,472            | 0                                    | 19          | 95         | 1,808         | 0                   | 61                  | 20           | 0                | 6               | 0              | 1,895      |
| Webster  | 202               | 16              | 15              | 2,901            | 0                                    | 0           | 78         | 3,212         | 0                   | 90                  | 3            | 0                | 15              | 0              | 3,320      |
| York   | 245               | 32              | 25              | 2,733            | 0                                    | 41          | 53         | 3,129         | 0                   | 86                  | 3            | 0                | 10              | 0              | 3,228      |
| Ypsilanti                                      | 29                | 794             | 124             | 18,378           | 0                                    | 0           | 539        | 19,864        | 0                   | 1,532               | 40           | 0                | 20              | 0              | 21,456     |
| Total  | 3,420             | 5,744           | 1,100           | 111,798          | 0                                    | 143         | 4,096      | 126,301       | 0                   | 12,814              | 327          | 0                | 306             | 413            | 140,161    |
| <b>VILLAGES:</b>                               |                   |                 |                 |                  |                                      |             |            |               |                     |                     |              |                  |                 |                |            |
| (Village Parcels included in Township Parcels) |                   |                 |                 |                  |                                      |             |            |               |                     |                     |              |                  |                 |                |            |
| Barton Hills                                   | 0                 | 8               | 0               | 149              | 0                                    | 0           | 16         | 173           | 0                   | 157                 | 2            | 0                | 0               | 0              | 332        |
| Dexter   | 0                 | 137             | 59              | 1,453            | 0                                    | 0           | 78         | 1,727         | 0                   | 305                 | 28           | 0                | 4               | 0              | 2,064      |
| Manchester                                     | 0                 | 74              | 17              | 998              | 0                                    | 0           | 54         | 1,143         | 0                   | 94                  | 4            | 0                | 3               | 0              | 1,244      |

# 1959 - 2014 EQUALIZED VALUES

| Year | Total SEV      | Total Taxable  |
|------|----------------|----------------|
| 1959 | 562,333,088    |                |
| 1960 | 571,892,750    |                |
| 1961 | 657,380,058    |                |
| 1962 | 668,421,000    |                |
| 1963 | 678,255,000    |                |
| 1964 | 691,648,000    |                |
| 1965 | 733,836,400    |                |
| 1966 | 781,373,097    |                |
| 1967 | 866,720,254    |                |
| 1968 | 954,613,294    |                |
| 1969 | 1,071,980,429  |                |
| 1970 | 1,210,113,881  |                |
| 1971 | 1,311,645,362  |                |
| 1972 | 1,427,515,960  |                |
| 1973 | 1,559,616,348  |                |
| 1974 | 1,749,151,568  |                |
| 1975 | 1,918,248,701  |                |
| 1976 | 1,817,230,348  |                |
| 1977 | 1,951,499,413  |                |
| 1978 | 2,109,069,777  |                |
| 1979 | 2,351,348,527  |                |
| 1980 | 2,730,410,472  |                |
| 1981 | 3,106,482,982  |                |
| 1982 | 3,193,708,272  |                |
| 1983 | 3,318,295,039  |                |
| 1984 | 3,371,409,647  |                |
| 1985 | 3,466,707,417  |                |
| 1986 | 3,580,781,045  |                |
| 1987 | 3,810,766,536  |                |
| 1988 | 4,229,977,221  |                |
| 1989 | 4,750,077,125  |                |
| 1990 | 5,390,268,390  |                |
| 1991 | 5,882,226,696  |                |
| 1992 | 5,990,899,608  |                |
| 1993 | 6,456,162,804  |                |
| 1994 | 6,717,463,432  |                |
| 1995 | 7,063,561,166  | 6,991,654,122  |
| 1996 | 7,588,824,479  | 7,417,538,423  |
| 1997 | 8,222,788,510  | 7,887,194,490  |
| 1998 | 8,981,072,796  | 8,461,897,840  |
| 1999 | 9,955,398,867  | 9,077,146,725  |
| 2000 | 10,951,329,363 | 9,659,379,194  |
| 2001 | 12,191,018,138 | 10,449,795,056 |
| 2002 | 13,702,101,826 | 11,345,352,436 |
| 2003 | 15,045,690,552 | 11,987,681,623 |
| 2004 | 16,314,985,717 | 12,821,032,767 |
| 2005 | 17,534,623,609 | 13,693,361,327 |
| 2006 | 18,545,553,160 | 14,629,742,407 |
| 2007 | 19,330,951,897 | 15,510,438,244 |
| 2008 | 18,765,026,863 | 15,650,088,801 |
| 2009 | 17,529,497,260 | 15,312,121,625 |
| 2010 | 16,263,508,267 | 14,496,599,262 |
| 2011 | 15,480,176,123 | 14,083,128,684 |
| 2012 | 15,259,554,130 | 13,976,296,665 |
| 2013 | 15,579,456,634 | 14,210,463,343 |
| 2014 | 16,311,668,607 |                |

# 1959 - 2014 EQUALIZED VALUES

