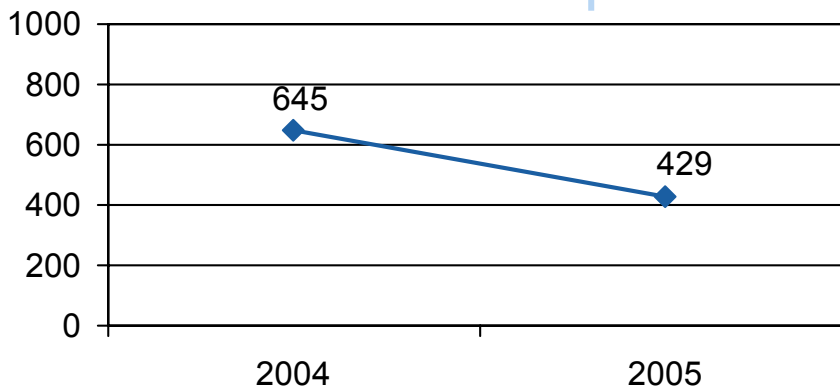


Number of Homeless People in Washtenaw County



Types of Homeless		
	2004	2005
Total	645	429
Individuals Alone	482	307
Families (total # of people in families)	163	122

What it is:

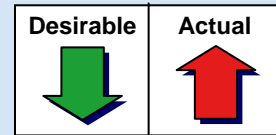
A point-in-time count estimate of all homeless in Washtenaw County.

Why it matters:

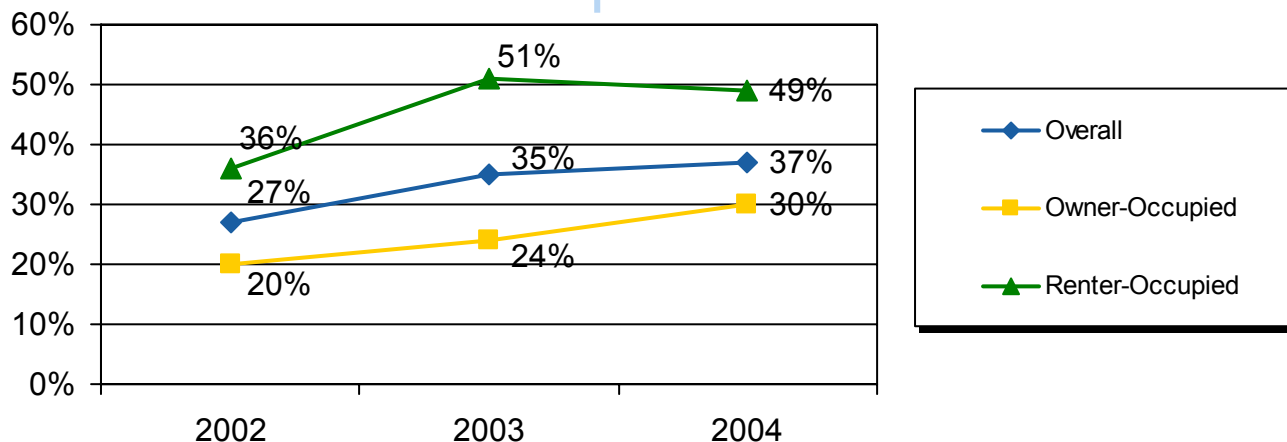
The Washtenaw County Office of Community Development Continuum of Care group estimates that 2,756 people will experience homelessness/ become homeless within a year in Washtenaw County. Lacking stable housing can interfere with obtaining and keeping employment, as well as decrease health and wellness.

What it tells us:

2004 was the first year that year that the Continuum of Care group completed a systematic count of homeless people in Washtenaw County, assisted by local agencies and volunteers. In 2005, additional checks were implemented to ensure that the clients who were counted met the definition of homeless. Given this fact, as well as such intangibles as weather differences, changes in the number of participating providers or volunteers, the group cautions that this data cannot at this point be interpreted as a definite increase or decrease in the number of homeless people.



Percentage of Washtenaw County Households Paying 30% or More of their Income for Housing



What it is:

The general standard for affordable housing is housing that costs no more than 30% of gross income.

Why it matters:

High housing costs are an indicator of how costly it is to live in certain communities and can impact the ability of workers to buy homes and live near where they work. High housing costs are an ongoing concern in Washtenaw County. As the proportion of household income allocated for housing increases, the proportion of household income available for other basic needs decreases.

What it tells us:

In 2004, almost half (49%) of renter-occupied households paid 30% or more of their household income in rent, as did 30% of owner-occupied households. This has increased from 2002, when 36% of renter-occupied households paid more than 30% or their income, and 20% of owner-occupied households.