

2007 Revenue Year to Date\*

Investment Earnings	2,750,554
Delinq. Tax Fees/Int.	1,289,082
Accommodation Tax	398,339
Dog Licenses	17,126
Tax Searches	4,211
	<hr/>
	4,459,311

A Message from the County Treasurer

Safeguard Public Funds

The County Treasurer follows State law and adheres to the County's Investment Policy to minimize risk. Investments are exposed to custodial credit risk if the securities are uninsured and are not registered in the name of the government.

SIPC Insurance

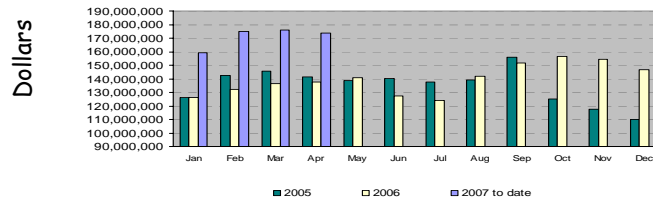
All investments are registered in the name of Washtenaw County and are evidenced by a Safekeeping Receipt Confirmation. In addition, the Treasurer invests only with Securities and Exchange Commission (SEC) registered broker-dealers who provide insurance by the Securities Investor Protection Corporation (SIPC).

While SIPC insurance will not insure the market value of the investment, if a brokerage firm fails, SIPC will return securities registered in the name of the County and reimburse the County for any remaining claims up to a maximum of \$500,000. Broker-dealers often provide additional insurance coverage above the SIPC amounts.

\*General Ledger/Subsidiary Ledger Information

Portfolio Size

Historical Comparison By Month

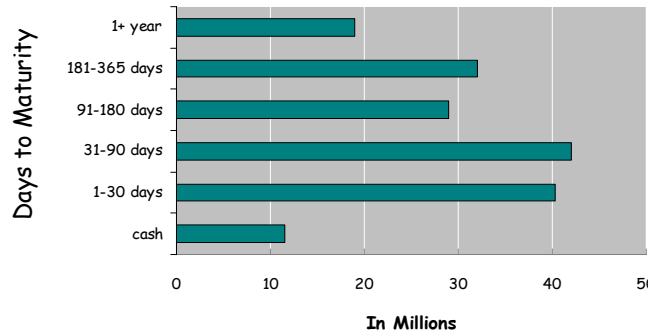


Current Portfolio Size

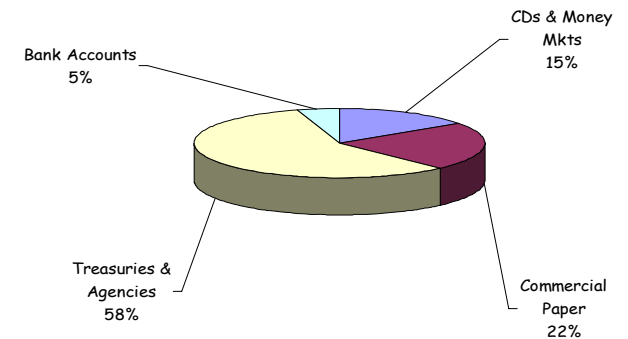
CDs & Money Mkts	\$26,649,267
Commercial Paper	39,000,000
Treasuries & Agencies	100,000,000
Bank Accounts	8,134,693
	<hr/>
	\$173,783,960

Diversification

Diversification By Maturity Date

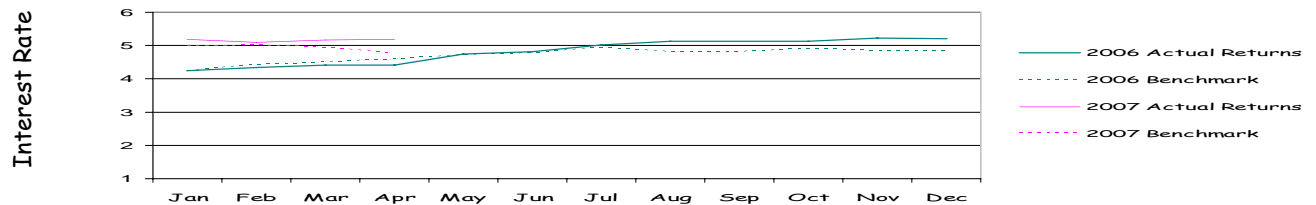


Diversification by Investment Type



Yield

Average Weighted Yield (Excludes Money Markets)



**Washtenaw County/C. McClary, Treasurer**  
**Investment Position Report - By Type**  
**As of: 4/30/07**

ID	Security	Yield	Maturity Date	PAR Value
<b>CD - Certificates of Deposit</b>				
11152007	Charter One Bank	5.28	11/15/2007	1,000,000.00
12142007	Charter One Bank	5.28	12/14/2007	1,000,000.00
CIT011508	Citizen's Bank	5.17	1/15/2008	1,000,000.00
01152008	Flagstar Bank	5.24	1/15/2008	1,000,000.00
UBT021508	United Bank and Trust	5.27	2/15/2008	1,000,000.00
02152008	Flagstar Bank	5.24	2/15/2008	1,000,000.00
AA0CB51508	Ann Arbor Commerce Bank	5.22	5/15/2008	1,000,000.00
062708	Huntington Bank	5.16	6/27/2008	2,000,000.00
06272008	Mercantile Bank	5.20	6/27/2008	2,000,000.00

**Certificates of Deposit Totals: \$11,000,000.00**

**CP - Commercial Paper**

17307SS86	Citigroup	5.21	5/8/2007	3,000,000.00
8342E3SG2	Solitaire Funding	5.27	5/16/2007	2,000,000.00
74977LSP3	RUSA Financial	5.13	5/23/2007	5,000,000.00
87123MT18	Sydney Capital	5.25	6/1/2007	4,000,000.00
02581STF8	American Express	4.94	6/15/2007	3,000,000.00
0027A1TS8	Abbey National	5.31	6/26/2007	5,000,000.00
5180A1UD1	LaSalle Bank	5.12	7/13/2007	4,000,000.00
64351QUIT80	New Center Asset Trust	5.22	7/27/2007	3,000,000.00
93114FUX0	Wal Mart Stores	5.22	7/31/2007	2,000,000.00
74433HVA9	Prudential Funding	5.14	8/10/2007	2,000,000.00
940893LV4	Wash Co LTGO 2006 Notes II	7.13	11/8/2007	6,000,000.00

**Commercial Paper Totals: \$39,000,000.00**

**MM - Cash/Money Markets**

AMBASSADOR	Ambassador Money Market Fund	5.1700		12,286,946.11
------------	------------------------------	--------	--	---------------

**Cash/Money Markets Totals: \$12,286,946.11**

**US - Treasuries/U.S. Agencies**

313384FD6	Federal Home Loan Bank	5.16	5/4/2007	9,000,000.00
912795ZG9	U.S. Treasury	5.03	5/17/2007	9,000,000.00
912795ZJ3	U.S. Treasury	5.07	5/31/2007	9,000,000.00
912795ZL8	U.S. Treasury	5.10	6/14/2007	5,000,000.00
313588GX7	Federal National Mortg. Assoc.	5.17	6/15/2007	4,000,000.00
912828DY3	U.S. Treasury	4.75	6/30/2007	5,000,000.00
3133X3MD2	Federal Home Loan Bank	3.31	8/17/2007	4,000,000.00
912828EF3	U.S. Treasury	5.67	8/31/2007	5,000,000.00
912795ZY0	U.S. Treasury	5.13	9/6/2007	8,000,000.00
912795A43	U.S. Treasury	4.97	10/4/2007	4,000,000.00
912795A50	U.S. Treasury	5.00	10/11/2007	4,000,000.00
912828EU0	U.S. Treasury	4.81	1/31/2008	5,000,000.00
912828EU2	U.S. Treasury	5.00	1/31/2008	5,000,000.00
912828EY2	U.S. Treasury	4.95	2/29/2008	5,000,000.00
912828EZ9	U.S. Treasury	4.99	3/31/2008	5,000,000.00
3133XJ2T4	Federal Home Loan Bank	5.30	12/21/2009	5,000,000.00
3133XKBV6	Federal Home Loan Bank	5.35	10/12/2010	5,000,000.00
3136F73P0	Federal National Mortg Assoc.	5.99	10/11/2016	4,000,000.00

**Treasuries/U.S. Agencies Totals: \$100,000,000.00**

**Portfolio Totals: \$162,286,946.11**

**Average Weighted Yield : 5.1792**  
**Average Weighted Days to Maturity : 260**